



PRODUCT CATALOGUE

2015



WE DON'T EXPECT YOUR TRUST – WE INTEND TO EARN IT



Video of 108 years
of cleaning

Trust is about living up to your expectations. Since 1906, Nilfisk has never compromised in striving for perfection. We have a strong history of innovation and determination that enables us to offer professionals only the very best in cleaning solutions. We make no compromises when helping you improve performance and working conditions while continuously reducing your costs and environmental impact.

Our culture is to bring quality and reliability to the highest levels through innovative cleaning solutions by leveraging our market knowledge. We are committed to providing optimal customer satisfaction through our dynamic business platform – from product development, production and delivery to after-sales service.

As your professional business partner, we must constantly innovate our business in order to strengthen yours. This is a promise Nilfisk-Advance makes to you as your trusted partner.

Read more about our company on www.nilfisk-advance.com

” *It is important for us that the machines we use are reliable and offer solid performance. Nilfisk delivers this. On top of this we also receive support in machine selection, reliable technical support and the instant availability of spare parts.* **“**

UNIVERSAL CLEANING, RUSSIA

Contract Cleaning Company with offices in all of the federal states of Russia.

MS. KONSTANTINOVA JYLIYA

General Manager
Yekaterinburg, Russia

WE WORK HARD TO BE YOUR PREFERRED CHOICE

We are committed to helping you achieve your business objectives by keeping our focus on quality, innovative product development and a strong supply chain. In order to succeed we complete comprehensive analysis, engage in productive partnerships and in dialogue with you as customer. We use this input to meet your needs for efficient and productive equipment of the highest standard that is reliable and easy to use. Wherever we meet you – we care for your business.



MANUFACTURING – multiple tasks, one cleaning partner

In the processing industry you depend on only the best technical and economical solutions to perform multiple cleaning tasks in diverse production areas.

Nilfisk have for many years been trusted by main players in the industry as supplier of the best cleaning systems for both light and heavy manufacturing. Our standard and tailored solutions will help you maintain a clean, safe and productive manufacturing facility, indoor or outdoor.

Our machines are built to last, are easy to use and guarantee you lower costs of ownership as well as increasing productivity. We offer flexible performance regulation and enhanced safety with certified technologies.

CONTRACT CLEANERS – top performance in a competitive market

We strive to strengthen your competitive position with user-friendly and innovative solutions that improve your performance and customer relations.

With our Total Care Programme we offer you optimisation in every aspect of your business – from making the initial bid, to balancing financial details and running daily operations with minimal downtime.

We believe that assisting you with the broad range machine-related challenges you face will save you time, hassle and money while contributing to the overall health of your business.

We know that your goal is to satisfy your customers, so our goal is to help you exceed expectations while saving money.

PRIVATE AND PUBLIC INSTITUTIONS Securing a clean, safe and attractive environment

We help you provide a professional cleaning service for your patients, citizens, pupils, residents, clients etc. with solutions that keep your facilities clean, safe and attractive – indoor and outdoor.

You are able to clean in congested spaces without disrupting people with low noise and highly manoeuvrable machines, whilst maintaining a superior air quality.

Best practice will help you maintain streets, parks and other public places and portray a clean, professional image.

Our economical solutions minimise your use of resources such as detergent, time, water, and energy, whilst still maintaining your quality of cleaning.

OUR GREEN AGENDA WILL BENEFIT YOURS

We see sustainability as a part of our sound business practice. When we reduce consumption of resources, it will benefit both you and the environment.

Our cleaning machines naturally consume energy, water and in certain product areas also detergents. We focus on lowering your total cost of operation and maximise your return on investment by developing productive, easy-to-use and reliable products with improved environmental performance – using less energy, less water and less detergent. It is our goal to accomplish more with less - meaning reducing cost for you as our customer whilst simultaneously improving our environmental footprint.



RELIABLE MACHINES THAT GO THE DISTANCE

Product development is one of our core competencies. Patient listening, careful analysis, innovative thinking based on a century of cleaning expertise all come together in products that represent the best you can get. Reliability is the key component to all our products. It is what sets us apart and makes our products unique. We achieve it by applying the strictest standards in the industry giving you reliable machines made of quality materials and for a prolonged lifetime. We make the effort in order to support your sustainability agenda.

ENVIRONMENTAL PRODUCT IMPROVEMENTS

Based on a century of cleaning experience, we develop new productive, easy-to-use, reliable products with improved environmental performance. Our objective is to accomplish more with less - meaning reducing your costs, while also benefitting the environment. In 2013, 71% of our product launches included environmental improvement on energy, water, detergent or disposal.

NILFISK ECOFLEX OFFERS SUSTAINABLE TECHNOLOGY

With the flexible Nilfisk Ecoflex system, you get the most out of your resources — from water and detergent to time and equipment. Different facilities require different cleaning. By applying just the right blend of brush pressure, water or detergent, the Ecoflex System is the professional and green solution to any cleaning challenge. The Ecoflex System effortlessly switches between different cleaning intensities in one, easy pass. Flexibility means getting more functionality out of one machine. You'll save time, use fewer machines, and reduce water and detergent consumption. Today's increasing demands for cost efficiency are tough to meet. Now you can do more with less.

REDUCED NOISE MAKES DAYTIME CLEANING POSSIBLE

Daytime cleaning is genuinely sustainable cleaning. Therefore, we are constantly working on removing the main obstacle – the noise. Our low noise machines will help you reduce your overall cleaning costs and improve the surrounding indoor environment for customers and employees.

CHOOSE A RELIABLE PARTNER

We focus on our own internal consumption of resources and work actively to lower our carbon footprint. Our production facilities are certified under ISO 9001 and ISO 14001 Environmental Management System, and we collect detailed figures and monitor all emissions deriving from our company.

ISO 9001 ensures a standardised approach to the basic handling of production by ensuring specific standards.

ISO 14001 ensures environmental stewardship, and requires an environmental management system which addresses processes and activities related to management and control of environmental everyday tasks.

WE REDUCE CO2 EMISSIONS

Our internal consumption of resources is an area of environmental focus. Our objective is to reduce our CO2 emission by 5% by 2015. The last two years, we have succeeded in reducing our CO2 emissions by 7%.

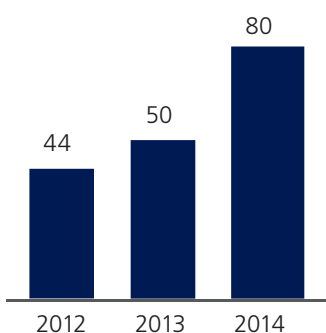
WE SET STANDARDS

At Nilfisk-Advance we are committed to setting standards for our industry and the cleaning services we offer you. We are represented through relevant external bodies which include committees for technology development, technical standards and industry associations both locally, regionally and globally.

AN EXTENDED PARTNERSHIP OF COMMITMENT – BENEFITING YOU!

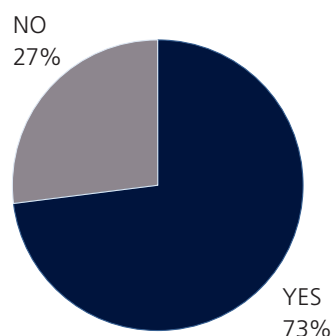
You get the highest environmental commitment when choosing to do business with us. Nilfisk-Advance is the proud signatory to the United Nations Global Compact and the Carbon Disclosure Project. Therefore, we have also worked closely with our suppliers to have them sign and commit to the ten principles of the United Nations Global Compact. 71% of our procurement is with suppliers who agree to the ten principles.

% of suppliers who have signed UNGC



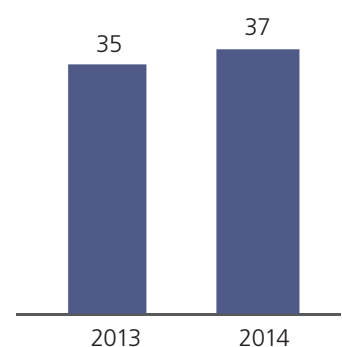
Products with environmental improvements

(Percentage of new products with environmental improvements)



External representation - chairs in external bodies

- aims to set standards for our industry



TRUST IN PROVEN PERFORMANCE



Nilfisk quality and reliability

Reliability is a key component of all our products and of our partnership with you. It means that you can rely on us when setting the highest standards in productivity, as we set the highest standards in performance. Reliability is in the DNA that defines our products, services suppliers and not least what characterises the employees within our organization – reliability is simply our business.

WE IMPLEMENT YOUR NEEDS IN OUR PRODUCT DEVELOPMENT

At Nilfisk, we treat innovation as a vision that empowers us to bring reliability and quality to a higher level, providing true customer benefits. Innovation begins in product development – our core business. Here, we practise careful analysis, creative thinking and patient listening to the feedback from our customers. We evaluate this valuable information together with a century of cleaning expertise, transforming it into quality developments that make our product range best in class and your preferred choice.

CUSTOMER SATISFACTION

It's in our DNA to bring quality and reliability to the highest levels in the industry, and therefore we are continuously working on improving our product quality. We have implemented new systems to track our product quality and we use customer feedback to constantly improve. In recent years, we have increased quality controls and further developed our processes and capabilities throughout the value chain in order to meet your needs, not only today but also in the future.

RELIABILITY IS NOT JUST A WORD – IT'S AN EXPECTATION

A partnership is a long term investment that builds on trust. We put ourselves and our suppliers through the strictest quality programs in order to meet your needs, not only today but also in the future. We set the same high standards in both our production and development areas through our expertise and in-depth market knowledge and experience. We implement both short- and long-term testing procedures through our highly trained and experienced employees, and all test data and results are carefully recorded and analysed before being placed into a database to support current and future projects – at Nilfisk, we believe that a solid past is the foundation for a strong future.



COMMERCIAL VACUUM CLEANERS

VP300 Eco	13
VP300 HEPA	13
VP600	14
GD 930	15
UZ 964	15
GD 5/10 BACK	16
GD 5 FLY	16
VU500	17
GU 355-2/455-2	17
GU 700A	18
VL200	18
VL500	19

INDUSTRIAL VACUUM CLEANERS

GM 80P	25
IVB 3	25
IVB 5/7 series	26
IVB 961-0L	26
IVB 965 SD XC	27
IVB 7X ATEX Type 22	27
IVB 995 ATEX	28

FILTER CLEANING SYSTEM

	29
--	----

ECOFLEX CLEANING SYSTEM

	32
--	----

SCRUBBER/DRYER

CA 240/330	36
CA 340	36
SC351	37
SC400	37
SC450	38
BA 451	38
SC500	39
BA/CA 551/611	40
BA 651/751/851	41
SC800	41
SC1500	42
BR 652/752/752C	43
BR 755/755C/855	43
BR 850S/1050S	44
SC6500	44
SC8000	45

TRACKCLEAN

	46
--	----

COMBINATION MACHINES

CS7000	49
CR 1500	49

BATTERIES

	52
--	----

ECO BRILLIANCE PADS

	53
--	----

ECO PADS

	54
--	----

OUTDOOR UTILITY MACHINES

Park Ranger 2150	57
City Ranger 2250	59
City Ranger 3500	61

SWEEPERS

SM 800	66
SW 750	66
SW900	67
SR 1000S	67
SR 1101	68
SW4000	68
SR 1450	69
SR 1601	69
SW8000	70
SR 2000	70

SINGLE-DISCS

PS 333A	75
510B/510B3	75
FM400 L	76
FM400 H	76
FM400 D	77

BURNISHERS

BU500	77
BU800	78
UHR 70-1700	78

CARPET EXTRACTORS

AX 14	81
AX 410	81

FLEXIBILITY IN PURCHASE OPTIONS

	83
--	----

SERVICE

	84
--	----

PRODUCT OVERVIEW



VP300 eco
Commercial vacs



VP300 HEPA
Commercial vacs



VP600
Commercial vacs



GD930
Commercial vacs



UZ964
Commercial vacs



GD5 FLY
Commercial vacs



GD5/10 BACK
Commercial vacs



VU500
Commercial vacs



GU 355-2/455-2
Commercial vacs



GU700A
Commercial vacs



VL200
Commercial vacs



VL500-35
Commercial vacs



VL500-55
Commercial vacs



VL500-75
Commercial vacs



GM80P
Industrial vacs



IVB 3 SERIES
Industrial vacs



IVB 5/7 SERIES
Industrial vacs



IVB 961-0L
Industrial vacs



IVB 965 SD XC
Industrial vacs



IVB 7X - ATEX TYPE 22
Industrial vacs



IVB 995 ATEX TYPE 22
Industrial vacs



CA240/330
Scrubber/Dryers



CA340
Scrubber/Dryers



SC351
Scrubber/Dryers



SC400
Scrubber/Dryers



SC450
Scrubber/Dryers



BA 451
Scrubber/Dryers



SC500
Scrubber/Dryers



BA/CA 551/611
Scrubber/Dryers



BA651/751/851
Scrubber/Dryers



SC800
Scrubber/Dryers



SC1500
Scrubber/Dryers



BR652/752/752C
Scrubber/Dryers

PRODUCT OVERVIEW



BR755/755C/855
Scrubber/Dryers



BR850S/1050S
Scrubber/Dryers



SC6500
Scrubber/Dryers



SC8000
Scrubber/Dryers



CS7000
Combination machines



CR1500
Combination machines



PARK RANGER 2150
Outdoor park ranger



CITY RANGER 2250
Outdoor city ranger



CITY RANGER 3500
Outdoor city ranger



SM800
Sweepers



SW750
Sweepers



SW900
Sweepers



SR1000S
Sweepers



SR1101
Sweepers



SW4000
Sweepers



SR1450
Sweepers



SR1601
Sweepers



SW8000
Sweepers



SR2000
Sweepers



PS333A
Single discs



510B/510B-3
Single discs



FM400 L
Single discs



FM400 H
Single discs



FM400 D
Single discs



BU500
Burnishers



BU800
Burnishers



UHR70-1700
Burnishers



AX14
Carpet extractors



AX410
Carpet extractors

TOTAL CARE PROGRAMME FOR CONTRACT CLEANERS

The Total Care Programme* is comprised of four elements – each designed to help you as a contract cleaner solve your cleaning tasks as smoothly and cost-efficiently as possible.

Our Total Care Programme offers you optimisation in every aspect of your business – from making the initial bid, to balancing financial details and running daily operations with minimal downtime. We believe that assisting you with the broad range machine-related challenges you face will save you time, hassle and money while contributing to the overall health of your business. Nilfisk will help you improve your efficiency and cut costs.

FOUR ELEMENTS OF OPTIMISATION FOR CONTRACT CLEANERS

Nilfisk Total Care Programme offers you an all-round solution based on four complementary factors, each designed to raise the level of cost-effectiveness in your business.

CLEANING EXCELLENCE

Cleaning Excellence helps you determine the most efficient set-up for your cleaning task. Expect to save time and money from the initial evaluation, all the way through to the day-to-day operation including the fleet management services. Cleaning Excellence looks at a comprehensive range of variables such as labour costs, time allowances and spatial parameters, to determine the most cost effective solutions based on Nilfisk's industry-leading machines and expertise.

FINANCIAL FLEXIBILITY

Financial Flexibility enables you to select the ideal financing solution for your specific situation: machine purchase, financial leasing, long-term rental and short-term rental are all options.

SERVICE LEVEL ASSURANCE

Service Level Assurance is all about backing the products we provide with superb industry-leading service and support. The goal is to keep your downtime to an absolute minimum. As your partner at every stage of the process, Nilfisk offers unrivaled customer care to help ensure effective cleaning results in an efficient way.

FLEET MANAGEMENT

Systematic management of your cleaning processes makes you see the bigger picture and the small details. Our Fleet Management programme tracks and gathers the data you need to make your planning more efficient. It helps you reduce your total cost of cleaning and improve your service level by the implementation of three innovative solutions: QR-codes, Total Machine Overview and TrackClean™.

* only available in selected markets

CLEANING EXCELLENCE

FINANCIAL FLEXIBILITY

SERVICE LEVEL ASSURANCE

FLEET MANAGEMENT

COMMERCIAL VACUUM CLEANERS

GET HIGH SUCTION POWER FROM HIGH FILTER QUALITY

Nilfisk vacuum cleaners are designed with your operator in mind. They have a compact design, are easy to use, highly manoeuvrable and sturdy in order to ensure you reliable use year after year. Furthermore, our high quality filters ensure powerful suction and efficient filtration.



LOW ENERGY CONSUMPTION

The prestige of the Nilfisk design is recognised worldwide. In addition to their special designs, Nilfisk vacuum cleaners are all quiet and offer you powerful vacuuming with low energy consumption.

POWERFUL AND RELIABLE NILFISK MAIN MOTORS

The Nilfisk motors are robust and tough with very powerful vacuuming capacity and low sound levels. They are based on an industrial design dedicated to professional cleaning. An unprotected vacuum motor, however powerful it may be, has a limited lifespan. To protect it, it needs to be fitted with a good main filter that holds the particles and prevents the motor from being damaged.

LOW NOISE LEVEL WILL HELP YOU SAVE ON CLEANING COSTS

Daytime cleaning has always made sense. But previously noisy, cumbersome cleaning equipment made it impractical. Due to well-designed and low-noise Nilfisk vacuum cleaners, daytime cleaning is not only possible, it is the smart thing to do!

IMPROVE YOUR INDOOR ENVIRONMENT WITH THE EFFECTIVE NILFISK RANGE OF FILTERS

A filtration system is defined as a series of successive stages for retaining the dust: the bag, the main filter, the exhaust filter. Nilfisk has one of the broadest range of filters in the world. The HEPA filter holds 99.95% of 0.1 micron particles. The ULPA filter holds up to 99.9995%. It is used in high risk areas where particle discharge into the atmosphere has to be controlled.

TABLE OF CONTENTS - COMMERCIAL VACUUM CLEANERS

VP300 Eco	13
VP300 HEPA	13
VP600	14
GD 930	15
UZ 964	15
GD 5/10 Back	16

GD 5 FLY	16
VU500	17
GU 355-2/455-2	17
GU 700A	18
VL200	18
VL500	19
Accessories	22

PRODUCT SELECTOR - VACUUM CLEANERS

THE PERFECT VACUUM CLEANER IS GOOD BUSINESS

Your choice of vacuum cleaner will vary depending on the use, the operator and the surrounding environment. Whichever model you choose, we guarantee reliability as well as user- and eco-friendly productivity. Find the vacuum cleaner that meet your needs in the following product selector.

SUGGESTED APPLICATIONS AND INDUSTRIES

Vacuum cleaner model	Dry dust						Up-rights		
	VP300 Eco	VP300 HEPA	VP600	GD 930	VL200	GM 80P	VU500	GU 355/455	GU 700A
CONTRACT CLEANING (OFFICES, BANKS ETC.)	•	•	•	•	•	•	•	•	•
HOTELS, RESTAURANTS & CATERING	•	•	•	•	•	•	•	•	•
PUBLIC BUILDINGS (SCHOOLS, HOSPITALS ETC.)	•	•	•	•	•	•	•	•	•
RETAIL	•	•	•	•	•	•	•	•	
AUTOMOTIVE & TRANSPORTATION					•	•			
BUILDING & CONSTRUCTION					•				
MANUFACTURING					•	•			
AGRICULTURE					•				
WET PICK-UP					•				
SMALL AREA CLEANING (LIGHT - MEDIUM DUTY)	•	•	•	•	•	•	•	•	
LARGE AREA CLEANING (MEDIUM - HEAVY DUTY)			•	•		•	•	•	
OPEN SPACED CLEANING (HEAVY DUTY)									•
HARD TO REACH AREAS									
HAZARDOUS DUST (L, M & H-CLASS, ASBESTOS)						•			
ATEX ZONE 22 (EXPLOSIVE DUST)									
FLOOD PUMPING									

KEY FEATURES / BENEFITS

Vacuum cleaner model	Dry dust						Up-rights		
	VP300 Eco	VP300 HEPA	GD 1000	GD 930	VL200	GM 80P	VU500	GU 355/455	GU 700A
HEPA FILTER - STANDARD OR OPTIONAL		•	•	•	•	•	•	•	
BATTERY									
BAGLESS	•				•	•			
REDUCED SOUND LEVEL	•	•	•	•					
LIGHT WEIGHT	•	•							
PORTABLE									
DUAL-MOTOR - POWER BOOST					•		•	•	•
FILTER CLEANING SYSTEM									
HIGH FILLING CAPACITY	•	•	•	•	•				•
ATEX CERTIFIED									
TWO-SPEED/ VARIABLE SPEED			•	•	•				
HEAVY DUTY CONSTRUCTION				•	•	•			
"GREEN" POWER SUPPLY	•			•					
PRICE-FIGHTER	•								

PRODUCT SELECTOR - VACUUM CLEANERS

SUGGESTED APPLICATIONS AND INDUSTRIES

Vacuum cleaner model	Portable			Wet & dry				
	GD 5/10	GD 5 Battery	UZ 964	VL500	IVB 3	IVB 5 Series	IVB 7	IVB 9 Series
CONTRACT CLEANING (OFFICES, BANKS ETC.)	•	•	•	•		•		
HOTELS, RESTAURANTS & CATERING	•	•	•	•		•		
PUBLIC BUILDINGS (SCHOOLS, HOSPITALS ETC.)	•	•	•	•	•	•	•	•
RETAIL	•	•	•	•				
AUTOMOTIVE & TRANSPORTATION	•	•	•	•	•	•	•	•
BUILDING & CONSTRUCTION				•	•	•	•	•
MANUFACTURING				•	•	•	•	•
AGRICULTURE				•		•	•	•
WET PICK-UP				•	•	•	•	•
SMALL AREA CLEANING (LIGHT - MEDIUM DUTY)	•	•	•		•	•		
LARGE AREA CLEANING (MEDIUM - HEAVY DUTY)	•			•		•	•	•
OPEN SPACED CLEANING (HEAVY DUTY)				•			•	•
HARD TO REACH AREAS	•	•	•					
HAZARDOUS DUST (L, M & H-CLASS, ASBESTOS)					•	•	•	•
ATEX ZONE 22 (EXPLOSIVE DUST)							•	•
FLOOD PUMPING				•				

KEY FEATURES / BENEFITS

Vacuum cleaner model	Portable			Wet & dry				
	GD 5/10	GD 5 Battery	UZ 964	VL500	IVB 3	IVB 5	IVB 7	IVB 9
HEPA FILTER - STANDARD OR OPTIONAL	•		•	•	•	•	•	•
BATTERY		•						
BAGLESS				•	•	•	•	•
REDUCED SOUND LEVEL		•	•		•	•	•	
LIGHT WEIGHT	•		•		•			
PORTABLE	•	•	•					
DUAL-MOTOR - POWER BOOST				•				•
FILTER CLEANING SYSTEM					•	•	•	•
HIGH FILLING CAPACITY				•		•	•	•
ATEX CERTIFIED							•	•
TWO-SPEED/ VARIABLE SPEED				•	•	•	•	•
HEAVY DUTY CONSTRUCTION				•	•	•	•	•
"GREEN" POWER SUPPLY		•	•					
PRICE-FIGHTER								

ENERGY RATING OF VACUUM CLEANERS

The energy label makes it easy for you to compare and understand energy consumption and performance of vacuum cleaners. The new EU regulations help you choose the correct vacuum cleaner for your specific application by featuring performance on dust pick up on both hard and carpeted surfaces. Furthermore you can see the sound level and dust re-emission to decide what is applicable to your demands. See how you read the label below:

Our responsibility as a manufacturer:

- Deliver a product as per 1st September 2014 that adheres to the new legislation
- Deliver the energy label (will be enclosed in box and attached to outer box)
- Show energy class on factsheets, web and in the user manual

Dealers Responsibility:

- Dealers have to ensure that each vac bears a label at point of sale
- The label has to be placed in proximity to the displayed vac at point of sale – label can be placed on the packaging box
- Inform energy class in advertising and sales material

The image shows a standard EU energy label for a vacuum cleaner. The label features a scale of energy efficiency classes from A (green) to G (red). The product is rated 'A'. It also displays an energy consumption of 26.7 kWh/annum, a sound level of 76 dB, a dust re-emission rating of 'F', and dust pickup ratings of 'G' for carpet and 'F' for hard floor. The label includes the EU flag and the word 'ENERG' in multiple languages.

Annotations on the left side of the label:

- Shows available energy ratings →
- Shows dust re-emission rating →
- Shows dust pickup rating on carpet →

Annotations on the right side of the label:

- ← Shows energy rating for the product
- ← Shows energy consumption/year with the provided nozzle
- ← Shows sound level for the product (IEC/EN 60335-2-69)
- ← Shows dust pickup rating on hard floor





VP300 eco

A general purpose vacuum for everyday use

- Low sound level of 67dB(A) creates less disturbance and enables daytime cleaning
- Eco friendly 900w fan unit allows us to reduce power by 25% yet still achieve an excellent cleaning efficiency
- Weighs just 5.2 kg* for easy portability Best in class filling capacity.
- 10 litre container with 8 litre dust bag net filling
- Entire machine, including hose and wand, can be carried safely and comfortably in one hand
- Superbly designed for simplicity and effective cleaning at an economic price

VP300 eco is a basic, well-built, thoroughly reliable unit that can be relied upon to do the job day in day out. It is ideal for cleaning offices, hotel rooms, retail outlets, and similar light to medium duty applications.



VP300 HEPA

Low price - high quality

- Certified HEPA filter
- Orange detachable cord for safety and easy maintenance
- Best in class filling capacity, which means less time spent changing dust bags
- Weighs just 5.3 kg* making it easy to move from place to place
- Low sound level of just 67 dB(A) makes this vacuum suitable for daytime cleaning
- Secure accessory and power cord storage and rear mounted tool parking

VP300 HEPA is the latest member of the VP300 series of basic commercial vacuum cleaners, suitable for everyday cleaning of light to medium duty applications such as offices, hotel rooms, retail stores, etc.



TECHNICAL SPECIFICATIONS

DESCRIPTION	VP300 ECO	VP300 HEPA	VP300 HEPA
Item no.	107410428	41600800	41600801
Energy efficiency class	C	B	C
Annual energy consumption (kWh/annum)	35	29	39
Dust pick up on carpet	D	na	E
Dust pick up on hard floor	C	D	D
Dust re-emission class	G	F	F
Sound power level dB(A) IEC/EN 60335-2-69	67	67	67
Rated power (W)	900	900	900
Suction power end of tube (W)	200	200	200
Airflow (l/sec)	32	32	32
Vacuum at nozzle (kPa)	23	23	23
Dust bag capacity (l)	10	10	10
Length x width x height (cm)	39.5x34x39	39.5X34X39	39.5X34X39
Weight (kg)	5.2	5.3	5.3

COMMERCIAL VACS



VP600

Efficient and Energy Saving Cleaning Performance

- 350/800 w fan unit with an A rated Energy Labelling
- Power boost function for optimized power consumption and cleaning performance
- HEPA exhaust filter as standard
- New magnetic closing of dust compartment securing high reliability
- Available with standard cord, detachable cord or cord rewind
- Best in class sound quality

Nilfisk VP600 offers a wide range of features to choose from and you can find exactly the variant that fits your specific cleaning job. Choose the cord solution that suits you and enjoy the user friendly design with smart parking of accessories for better ergonomics. The dual speed function and low sound level makes the machine ideal for daytime cleaning in hotels, restaurants, offices and institutions. HEPA filter is standard to ensure a clean work environment.



The durable and easy to use cord rewind sends you off to the next cleaning task within a second – saving you time and energy.



TECHNICAL SPECIFICATIONS

DESCRIPTION	VP600 BASIC	VP600 STD2	VP600 STD3	
Item no.	107412036	41600803	41600804	
Energy efficiency class	A	A	A	
Annual energy consumption (kWh/annum)	23	15	15	
Dust pick up on carpet	D	B	B	
Dust pick up on hard floor	na	E	E	
Dust re-emission class	A	A	A	
Sound power level dB(A) IEC/EN 60335-2-69	71	66/71	66/71	
Rated power (W)	800	350/800	350/800	
Suction power end of tube (W)	175	75/175	75/175	
Airflow (l/sec)	30	24/30	24/30	
Vacuum at nozzle (kPa)	22	15/22	15/22	
Dust bag capacity (l)	8	8	8	
Length x width x height (cm)	48x30x27	48x30x27	48x30x27	
Weight (kg)	7	7	8	



GD930 / GD930 S2 / GD930Q

The vacuum cleaner chosen by millions

- Excellent sound level
- Outstanding durability with sturdy steel container
- High quality components
- High filling capacity with a 15 litre dust bag
- 800w fan unit for low energy consumption

The GD 930 series is the world class Nilfisk vacuum cleaner for effective daily cleaning of large areas. The GD 930 is the reliable, rugged and stable choice for demanding cleaning applications in hotels, schools, offices and hospitals.



UZ964 ERGOCLEAN

Cleaning in crowded areas - solving your problems

- Machine weighs only 2,9 kg, and rests comfortably on operator's hips
- Left or right hand operation
- HEPA filter and a wide range of nozzles for special applications are available

The obvious choice for vacuum cleaning in theatres, cinemas, shops and coaches and a great complementary duster. UZ964 ERGOCLEAN makes cleaning in hard-to-navigate places easy.



TECHNICAL SPECIFICATIONS

DESCRIPTION	GD 930	GD 930 HEPA	GD 930Q	GD 930Q	GD 930S2	UZ 964
Item no.	107410410	107410409	107412664	107410420	107410416	107410422
Energy efficiency class	D	D	A	B	D	A
Annual energy consumption (kWh/annum)	42	42	23	32	42	22
Dust pick up on carpet	D	D	na	E	D	na
Dust pick up on hard floor	D	D	D	D	D	D
Dust re-emission class	G	G	G	G	G	G
Sound power level dB(A) IEC/EN 60335-2-69	71	71	66	66	71	75
Rated power (W)	1000	1000	800	800	1000	700
Suction power end of tube (W)	270	270	235	235	270	160
Airflow (l/sec)	35	35	23-30	23-30	24-35	28
Vacuum at nozzle (kPa)	23	23	21.5	21.5	23	19
Dust bag capacity (l)	15	15	15	15	15	2.2
Length x width x height (cm)	45x39x33	45x39x33	45x39x33	45x39x33	45x39x33	37x21x20
Weight (kg)	7.5	7.5	7.5	7.5	7.5	2.9

COMMERCIAL VACS



GD5/10 BACK

Cleaning with convenience

- Low sound level for operator comfort and cleaning in noise sensitive areas
- Good filtration with HEPA filter option
- Suitable for left or right handed use
- Containers in different sizes to fit the application
- 15 metre detachable cable with safety release saves time
- Userfriendly vacuum cleaner and a harness that is ergonomically designed reduces fatigue
- Available as battery version for greater freedom to clean just about anywhere
- Userfriendly battery pack means greater productivity through less use of energy
- Fully recyclable components used for reduced ecological impact

There are many things that should be present in a good backpack vacuum cleaner. It should be light in weight, with even weight distribution, and the noise level must be as low as possible.



GD5 Fly

Compact and ergonomic back vac, specifically for vacuum cleaning aircraft

- HEPA Filter optimising air quality
- Premium harness for increased user comfort
- Aluminium telescopic tube for light weight adjustable cleaning demands
- High quality nozzles for maximum cleaning efficiency and performance
- Compact design for working in confined areas

Based on the highly successful GD5 platform, the GD5 Fly has been developed expand the back vac portfolio to provide a machine that will support our customers to quickly and thoroughly vacuum clean aircraft.



TECHNICAL SPECIFICATIONS

DESCRIPTION	GD 10	GD 5	GD 5 BATTERY	GD 5 HEPA	GD5 FLY
Item no.	107410453	107410449	906 0650 040	107410450	107410451
Energy efficiency class	E	E	na	E	B
Annual energy consumption (kWh/annum)	50	48	na	49	29
Dust pick up on carpet	E	E	na	E	E
Dust pick up on hard floor	D	D	na	D	F
Dust re-emission class	F	F	na	E	E
Sound power level dB(A) IEC/EN 60335-2-69	78	83	na	78	78
Rated power (W)	1300	1300	400	1300	800
Suction power end of tube (W)	240	240	100 +/- 10	210	126
Airflow (l/sec)	40	40	30	37	29
Vacuum at nozzle (kPa)	23	24	20	24	23
Dust bag capacity (l)	10	5	5	5	5
Length x width x height (cm)	38x29x59	38x26x57	38x33x70	38x26x57	38x26x57
Weight (kg)	4.6	4.2	5.2	4.4	4.2



VU500

Nilfisk VU500 is offering you exceptional cleaning performance

- Quick release cord clip
- Detachable power cable removal for quick service
- Standard certified H13 H.E.P.A. filter
- Tools-free brush removal
- Quiet operation at 68 dB A

VU500 delivers exceptional cleaning performance in an easy to use, easy to maintain upright vacuum that is designed to withstand stringent environmental requirements. Automatic, self-adjusting brush height ensures proper cleaning performance and maximum productivity when cleaning different floor surfaces.



GU 355-DUAL/455-DUAL

Quick, quiet and efficient

- Flat to the floor design for cleaning under furniture
- Built in extension hose and tube for cleaning hard to reach areas
- Excellent filtration system, HEPA available for all variants
- Adjustable brush height to suit all floor surfaces
- Dust bag is easy to change

The GU series of uprights is designed to clean quickly, quietly and efficiently. With high-grade filtration and a HEPA filter option on all models, these upright vacuums secure a good indoor air quality.



TECHNICAL SPECIFICATIONS

DESCRIPTION	VU500 12	VU500 15	GU 355-2	GU 455-2
Item no.	107413000	107413001	107410445	107410447
Energy efficiency class	D	C	D	C
Annual energy consumption (kWh/annum)	43	34	43	34
Dust pick up on carpet	E	E	E	E
Dust pick up on hard floor	na	na	na	na
Dust re-emission class	C	C	C	C
Sound power level dB(A) IEC/EN 60335-2-69	72	72	79	79
Rated power (W)	1000	1000	1200	1200
Suction power end of tube (W)	130	130	150	150
Airflow (l/sec)	44	44	44	44
Vacuum at nozzle (kPa)	24	24	24	24
Dust bag capacity (l)	4	4	4	4
Length x width x height (cm)	33x31.8x118	33x39x118	33x35.5x121	33x45.5x121
Weight (kg)	8.8	9	8.5	8.5

COMMERCIAL VACS

GU700A

The heavy-duty upright vac make you daily cleaning easy and efficient

- 64 cm cleaning path
- 2 vacuum motors ensuring a high vacuuming performance
- 1 brush motor
- Built in hose and tube for hard to reach areas

GU700A is an optimal upright solution for daily vacuum cleaning of large carpet areas. This heavy-duty machine makes operations easy and efficient.



VL200

Compact and handy wet & dry vacuum cleaner

- Push & Clean filter cleaning technology
- Washable PET fleece filter
- Certified HEPA filter available as an accessory
- MultiFit accessory system with telescopic tube.
- Convenient accessory and cable storage
- Exhaust air blow function
- Stainless steel container option

The Nilfisk VL200 is a compact and easy-to-use wet and dry vacuum cleaner with Push & Clean filter cleaning system and convenient accessory storage. A mobile machine available also with a stainless steel container for the extra tough environments.



TECHNICAL SPECIFICATIONS

DESCRIPTION	GU700A	VL200 20 PC	VL200 30 PC INOX
Item no.	56330910	107406660	107406661
Rated power (W)	2250	1200	1200
Tank capacity (l)	35	20	30
Suction power end of tube (W)	N/A	250	250
Airflow (l/sec)	52	48	48
Vacuum at nozzle (kPa)	22.2	23	23
Dust bag capacity (l)	35	14	14
Length x width x height (cm)	104x75x97	38 x 39 x 51	39 x 40 x 64
Weight (kg)	51	7.5	10.5



VL500-35

The future of wet and dry vacuum cleaning

- Easy changing of filters with a hinged motor head to protect the machine and speed up the process
- The dual filtration system allows the machine to clean both wet and dry applications without the need to change filter
- Multi fit hose connector, stainless steel tube, accessory storage and nozzle parking

The VL500 series of wet and dry vacuum cleaners is offering performance and reliability that ensure low total cost of ownership and at the same time, has features making daily cleaning tasks easier, faster and safer.



VL500-55

The future of wet and dry vacuum cleaning

- Empty the container without having to remove the motor head makes operation fast and easy without risk of damage to critical components
- By transferring the weight as you lift the container, the Nilfisk Ergo Tipping system enables you to empty a completely filled container of fluid without excessive effort
- Easy changing of filters with the hinged motor head protects the machines and speeds up the process
- With the dual filtration system, the VL500 can be used in both wet or dry applications without the need to change filters

The VL500 series of wet and dry vacuum cleaners is offering performance and reliability that ensure low total cost of ownership and at the same time has features making daily cleaning tasks easier, faster and safer.



TECHNICAL SPECIFICATIONS

DESCRIPTION	VL500 35 BSF*	VL500 35 EDF**	VL500 55-1 BDF****	VL500 55-1 BSF*	VL500 55-1 EDF**	VL500 55-2 BDF****	VL500 55-2 BSF*	VL500 55-2 EDF**
Item no.	107405155	107405160	107407459	107405156	107405161	107407460	107405157	107405162
Rated power (W)	1350	1350	1350	1350	1350	2500	2500	2500
Tank capacity (l)	35	35	55	55	55	55	55	55
Suction power end of tube (W)	250	250	200	200	200	200	200	200
Airflow (l/sec)	48	48	48	48	48	72	72	72
Vacuum at nozzle (kPa)	20	20	20	20	20	21	21	21
Dust bag capacity (l)	18	18	28	28	28	28	28	28
Length x width x height (cm)	46x42x73	46x42x73	84x62x100	84x62x100	66x62x89	84x62x100	84x62x100	66x62x89
Weight (kg)	11.5	12.5	24.5	23.5	26.5	25.5	24.5	27.5
Sack filter area (cm ²)	1051	-	-	1840	-	-	1840	-
Wet filter area (cm ²)	-	1051	1840	-	1840	1840	-	1840
Cartridge filter area (cm ²)	-	2070	4410	-	4410	4410	-	4410

*BSF = Basic trolley, Single Filter **EDF = Ergo trolley, Dual Filter *** BDF = Basic trolley, Dual Filter, **** BDF = Basic trolley, Dual Filter

COMMERCIAL VACS



VL500-75

The future of wet and dry vacuum cleaning

- Quick release adjustable push handle for easy and ergonomic maneuvering of the machine
- Emptying the container without having to remove the motor head makes operation fast and easy without risk of damage to critical components
- By transferring the weight as you lift the container, the Nilfisk Ergo Tipping system enables you to empty a completely filled container of fluid without excessive effort
- Easy changing of filters with the hinged motor head protects the machines and speeds up the process
- The VL500 can be used in both wet or dry applications without the need to change filters

The VL500 series of wet and dry vacuum cleaners is offering performance and reliability that ensure low total cost of ownership and at the same time has features making daily cleaning tasks easier, faster and safer.



Winner of three awards in 2013



Easy and fast emptying of container thanks to the unique Ergo Tipping system. Emptying the machine without having to remove the motor head is making daily cleaning easier and faster.



TECHNICAL SPECIFICATIONS

DESCRIPTION	VL500 75-1 BDF***	VL500 75-1 BSF*	VL500 75-1 EDF**	VL500 75-2 BDF***	VL500 75-2 BSF*	VL500 75-2 EDF**
Item no.	107407461	107405158	107405163	107407462	107405159	107405164
Rated power (W)	1350	1350	1350	2500	2500	2500
Tank capacity (l)	75	75	75	75	75	75
Suction power end of tube (W)	200	200	200	200	200	200
Airflow (l/sec)	48	48	48	72	72	72
Vacuum at nozzle (kPa)	20	20	20	21	21	21
Dust bag capacity (l)	44	44	44	44	44	44
Length x width x height (cm)	84x62x100	84x62x100	66x62x103	84x62x100	84x62x100	66x62x103
Weight (kg)	27	26	27.5	28	27	28.5
Sack filter area (cm ²)	-	1840	-	-	1840	-
Wet filter area (cm ²)	1840	-	1840	1840	-	1840

*BSF = Basic trolley, Single Filter **EDF = Ergo trolley, Dual Filter *** BDF = Basic trolley, Dual Filter, **** BDF = Basic trolley, Dual Filter



OVERVIEW OF ACCESSORIES



NOZZLES

Upholstery nozzle, round brush, crevice nozzle



FLOOR NOZZLES

Combination and multi surface nozzles



ELECTRO NOZZLE

For use on carpets



DUST BAG

Synthetic



DUST BAG

Paper bags



WET AND DRY FILTER

For VL500 series



MAIN FILTER KIT



SACK FILTER

For GD 1000 series



TUBES

Chrome, steel, aluminium.
Telescopic or basic



COVER HEPA

For VL500 series



HEPA FILTER

For GD 930



CHARGER AND BATTERIES

For GD 5 Battery



HOSE

For GD 930

INDUSTRIAL VACUUM SOLUTIONS

GET A SAFER, CLEANER AND MORE PRODUCTIVE WORKING DAY, WHO ELSE KNOWS YOUR APPLICATION BETTER, WORLDWIDE?

Nilfisk industrial vacuum solutions provide industrial vacuums, pneumatic conveyors, centralized vacuum systems and high power vacuums for any kind of application in all industrial sectors, specific products lines are then developed for machine manufacturers, pharmaceutical and food industry. Discover the full range of vacuum products on industrial-vacuum.nilfisk.com to find the best solution make your company, safer, cleaner and more efficient.



INDUSTRIAL VACUUMS

Industrial vacuums are one of the most flexible industrial tools that can add high value to production processes in many industrial segments. You can choose between more than 40 base models, which when different versions are taken into account, make a catalogue of more than 500 industrial vacuums.

Special versions are available: ATEX models with certified motors and electrical systems, with EEX d II BT5 protection for substances or areas with explosion risks; machines with absolute HEPA filtration systems with 99.995% efficiency and tested by the MPPS method; machines equipped with special filters for all types of treated substances and stainless steel versions for recovering all substances, even corrosives ones.

Customers and international bodies continuously attest the quality of Nilfisk industrial vacuums: the company has obtained important technical certifications and quality marks including TUV, ATEX, GS, EX among the others.



PNEUMATIC CONVEYORS

Pneumatic conveyors are an effective method to move dust and granules. They automate production, moving dust or granules from containers to machine tools. Employed to feed mixers, reactors, vibrating screens, granulators, capsule machines, compressors and blistering machine, pneumatic conveyors speed up the production process maintaining an healthy and safe environment.

CENTRALISED VACUUM SYSTEMS

A centralised vacuum system is composed of a suction unit, a filtration unit and a pipeline network.

Designed to clean a wide range of production surfaces, the centralised vacuum system saves time thanks to simultaneous suction from various production areas.

The fast disposal of waste, through different automatic emptying systems, drastically reduces time spent both cleaning and waste recycling.



INDUSTRIAL VACUUM SOLUTIONS



HIGH POWER VACUUMS

Nilfisk high power vacuums range from 22 up to 55 kW power. They are ideal for collecting large quantities of heavy material mainly in foundries, cement plants, steel works, incinerators plants, in general wherever there are large quantities of waste.

All models in the range have been designed to comply with safety regulations for the operators and their environment, they are easy to move from one area to another by using a fork lift or overhead crane.

Nilfisk can also offer a wide range of hoppers, unloading and storage systems for all production requirements.



THE SERVICE

Having easy and quick access to professional service is another key factor in running your operations smoothly, predictably, and with maximum uptime. That is why we are highly committed to delivering our Service Solutions to you. Nilfisk Service Solutions not only provide fast and reliable back up in the event of a breakdown.

They also provide the reassurance of scheduled maintenance visits from our trained technicians. You can be rest assured that your machines will run at their optimum throughout their lifetime – and keep your business performing at its best.



TABLE OF CONTENTS - INDUSTRIAL VACUUM CLEANERS

GM 80P	25	IVB 965 SD XC	27
IVB 3	25	IVB 7X ATEX Type 22	27
IVB 5/7 series	26	IVB 995 ATEX	28
IVB 961-OL	26	Accessories	30



GM80P

Rugged construction for any cleaning job securing you maximum performance

- Hepa or Ulpa absolute filter version
- Silent
- 10 meters cable
- 9 liters container capacity
- Light, only 5 kg

Vacuum cleaner for users needing great suction power and ease of use. That is Nilfisk-CFM GM80!



IVB 3 SERIES

Approved for healthy cleaning

- Safety vacuum cleaner for dustclass M or H
- Push&Clean filter cleaning technology S
- oftStart. A gentle motor startup keeps the starting current low. For easy starting on limited electrical systems.
- Auto On/Off In combination with powered tools the machine starts and stops automatically when you start or stop the power tool.
- Speed governor. To reduce suction performance and noise level and to prevent that the power tool sticks to the working surface.

The IVB 3 series in Dust class M and H represents a new possibility of achieving superior suction power in a compact and flexible solution. Silent, small and mobile. This vacuum cleaner is approved for dealing with hazardous dust in both M and H class.



TECHNICAL SPECIFICATIONS

DESCRIPTION	GM 80P	IVB 3-H	IVB 3-M
Item no.	107410427	302001889	302001890
Energy efficiency class	D	na	na
Dust pick up on carpet	D	na	na
Dust pick up on hard floor	E	na	na
Dust re-emission class	G	na	na
Sound power level dB(A) IEC/EN 60335-2-69	75	na	na
Annual energy consumption (kWh/annum)	46	na	na
Ip protection class	IP20	IPX4	IPX4
Rated power (W)	1200	1200	1200
Vacuum max (kPa)	20	23	23
Container capacity (l)	12.25	27	27
Inlet (mm)	38	50 multifit	50 multifit
Length x width x height (cm)	39x30x41	39x38x57	39x38x57
Weight (kg)	5	10.6	10.6

INDUSTRIAL VACS



IVB 5/7 SERIES

Approved for healthy cleaning

- XtremeClean filter cleaning system. The XtremeClean technology blasts the dirt off the filter to keep the suction performance high
- SoftStart. A gentle motor startup keeps the starting current low. For easy starting on limited electrical systems
- Auto On/Off. In combination with powered tools the machine starts and stops automatically when you start or stop the power tool
- Speed governor. To reduce suction performance and noise level and to prevent that the power tool sticks to the working surface
- IVB 7, Tilt or LiftOut container

The IVB 5 and IVB 7 M/H is equipped with the XtremeClean system which clean your filter automatically while you work. With IVB 7 you also get features like 70 l stainless steel container, robust steel frame and tilt or lift-off container emptying.



IVB 961-0L

A versatile, high-performance unit for demanding day-in/ day-out vacuumings

- Two motor industrial performance
- Washable PET Fleece, big surface filter for high efficiency and low maintenance costs
- Push & Clean filter cleaning system for high efficiency
- Stainless steel tiltable and removable 70 L container for easy handling and disposal
- Complete package with 38 mm accessories with stainless steel tubes and 400 mm wet&dry floor nozzle
- 10 meter cable for a large working radius
- Applicable for wet & dry pick up by reliable floating system
- Robust fleece filter bag standard

Whether it's a factory floor or warehouse loading dock, when spills happen they need to be cleaned quickly and effectively. Apart from the mess, unattended spills can create a hazard that can prove both dangerous and costly.



TECHNICAL SPECIFICATIONS

DESCRIPTION	IVB 5-H	IVB 5-M	IVB 7-H	IVB 7-M	IVB 961-0L
Item no.	302001891	302001892	302001893	302001894	302002914
Ip protection class	IPX4	IPX4	IPX4	IPX4	IPX4
Dust class	H	M	H	M	L
Rated power (W)	1200	1200	1200	1200	2x1200
Suction power end of tube (W)	270	270	270	270	270
Airflow without hose (l/sec)	60	60	60	60	120
Vacuum max (kPa)	23	23	23	23	23
Container capacity (l)	45	45	70	70	70
Main filter area (cm ²)	10000	7800	10000	7800	7800
Inlet (mm)	50 multifit	50 multifit	50 multifit	50 multifit	50 Multifit
Length x width x height (cm)	50,6x 47,6x65,5	50,6x 47,6x65,5	58x 60,5x97	58x 60,5x97	58x60x97
Weight (kg)	16.7	16.7	27.2	27.2	30



IVB 965 SD XC

For heavy-duty industrial cleaning and hazardous dust collection

- Two motor industrial performance
- Xtreme Clean fully automatic filter cleaning system for high efficiency also in H class
- Big surface filter for high efficiency and low maintenance costs
- Stainless steel sit down container for easy handling and disposal
- 10 meter cable for a large working radius
- Disposal bag standard
- Socket for automatic on/off (only 21 model)

The tougher the cleaning, the better the vacuum cleaner needs to be. This is why so much thought has gone into the design of the IVB 965-21 SD. With 7200 ltr. per minute of air flow, and 3000 W of maximum power, it is capable of fast, productive cleaning of dirt, metal chips and liquid spills.



IVB 7X - ATEX TYPE 22

Approved for healthy- and explosion prof cleaning

- Safety vacuum cleaner for dustclass M ATEX Zone 22 approved
- single phase vacuum cleaner EC drive motor technology, long life / ATEX applications
- SoftStart: A gentle motor startup keeps the starting current low. For easy starting on limited electrical systems Auto On/Off. In combination with powered tools the machine starts and stops automatically when you start or stop the power tool Tilt or LiftOut container emptying.
- The 70 liter stainless steel container can be easily tilted in the frame or lifted off for emptying.

The IVB 7X M class is equipped with the unique EC drive motor system. This ensures long live time and enables use in ATEX zone 22 areas. The IVB 7X is approved according to ATEX directive 94/9/EC for the use in Zone 22.



TECHNICAL SPECIFICATIONS

DESCRIPTION	IVB 965-0L	IVB 965-2H/M	IVB 7-M
Item no.	302002916	302002917	302001895
Ip protection class	IPX4	IPX4	IP54
Dust class	L	H/M	M
Rated power (W)	2x1200	2x1200	1200
Suction power end of tube (W)	270	270	270
Airflow without hose (l/sec)	120	120	56
Vacuum max (kPa)	23	23	25
Container capacity (l)	50	50	70
Main filter area (cm ²)	7800	7800	3000
Inlet (mm)	50 Multifit	50 Multifit	50 type 22
Length x width x height (cm)	61.5x69x99	61.5x69x99	58x60,5x97
Weight (kg)	45	45	27,2

INDUSTRIAL VACS



IVB 995 ATEX TYPE 22

Health&Safety Wet&Dry vacuum cleaners for ATEX Zone 22 explosive dust

- Industrial specifications, robust construction, and powerful... the definition of IVB 9
- Approved for ATEX Zone 22,M andH Class
- 2 Brushless EC (Electronic Controlled) motors
- Two motor Industrial performance
- XtremeClean fully automatic filter cleaning system for high efficiency in H and M Class
- Big surface H Class filter for high efficiency and low maintenance costs
- Stainless Steel SitDown container for perfect handling and disposal
- 10 meter cable for a large working radius
- Disposal and Safety filter bag standard

The IVB 995-0H/M SD XC TYPE 22 is the most powerful two-motor vacuum cleaner that is approved to be used for both Mand H-Class dust in Zone 22 environments. Featuring XtremeClean filter cleaning and a Stainless Steel SitDown container. The perfect concept for Industrial use where safety is a must.



The optional forklift device helps you to empty the container and saves back strain



TECHNICAL SPECIFICATIONS

DESCRIPTION	IVB 995 ATEX TYPE 22
Item no.	302002919
Ip protection class	IP 54
Dust class	H/M
Rated power (W)	2x1100
Suction power end of tube (W)	270
Airflow without hose (l/sec)	120
Vacuum max (kPa)	23
Container capacity (l)	50
Main filter area (cm ²)	10000
Inlet (mm)	50 Type 22
Length x width x height (cm)	61.5x69x99
Weight (kg)	45

RETAIN EFFICIENCY AND REDUCE COSTS WITH A CLEAN FILTER

Nilfisk-Advance has developed two filter cleaning systems that retain suction power, prolong filter lifetime and minimise downtime. The result is high performance coupled with time and cost efficiency. You can choose between two filter systems that are either semi-automatic or full-automatic:



Push&Clean

With Push&Clean technology you maintain high suction performance. Simply block the inlet fitting or the hose, and then push and release the filter cleaning button. Powerful air pulses now enter and clean the filter gently, allowing you to get back to work in no time.

XtremeClean


With XtremeClean technology you probably get the best filter cleaning system ever seen on the market – it is extremely efficient and full-automatic. All you need to do is start the vacuum cleaner. The filter is automatically cleaned every 15 or 30 seconds while you work. No interruption – just constant and high performance. You will find the XtremeClean system in two generations:

FIRST GENERATION – VALVE CONTROL

The technology is based on a valve controlled system, using reversed air flow to clean the one half of the filter cartridge while you still work with the other half of the filter cartridge. The valve allows the surrounding air to enter into the container, passing through the filter in the opposite direction. The dirt is blasted off the filter, and high performance is maintained.

IVB 9 RANGE GENERATION – SERVO MOTOR CONTROL

The improved XtremeClean generation, used on the IVB 9 range, is based on a servo motor controlled Y-Flap, where the filter has the full surface available all the time during operation. This ensures you an even longer filter lifetime and high performance. The perfect match for the powerful two motor performance machine.



NanoFilter

NANO-FILTERS FOR WET&DRY CLEANING

To extend high performance of Nilfisk's Wet & Dry vacuum cleaners, we have introduced Nano technology and a re-defined design.

All filter elements in our series of XtremeClean machines (except H-class models) now use a Nano-Fibre Fleece material. In combination with the powerful reversed air pulses, it prevents deep filtration and loss of performance.

With a minimum filtration of 99.9%, you can clean in even the toughest, finest dust applications. Moreover, the Nano-filters are washable to keep maintenance costs at a minimum and high-efficiency cleaning at a maximum.



OVERVIEW OF ACCESSORIES



FIXED FLOOR NOZZLE
Type 22, Ø50x600 mm



PIPE CLEANING NOZZLE



FILTER BAG SETS, 5 PCS.



SAFETY FILTER BAG, 5 PCS.



MAC/FLOOR KIT (38MM)
Multi fit rubber hose (38mm)



VACUUM CLEANER KIT
For special health and safety applications



OVEN CLEANING SET
Ø38mm



INDUSTRIAL SET
Ø50mm



CHIP SET
Ø50mm

RELIABLE AND EFFECTIVE CLEANING

The Nilfisk range of automatic cleaning machines allows you to clean efficiently up to 11,700 m² per hour. You can trust us on four priorities when we design and develop the machines – excellent cleaning results, ease of use, maximum lifespan and low maintenance and service costs.



REDUCE DOWNTIME WITH NILFISK "TOOL-FREE" SYSTEM

The exclusive Nilfisk "tool-free" system allows the operator to check or change the brushes and decks quickly and easily, thus keeping downtime to a minimum and saving money.

Our machines are designed to be easy to maintain, all the main parts can be accessed quickly and directly.

WE FOCUS ON MAXIMISING YOUR UP-TIME

All Scrubber Dryers have been built for easy maintenance and maximum up-time. This is enhanced by features like:

- easy access to key components like batteries, and vacuum motor
- easy and quick change of squeegee blades, brushes and pads
- no tools needed to change accessories
- easy access to batteries for service; easy to charge

EFFECTIVE CLEANING WITH A VAST RANGE OF DISCS AND BRUSHES

All discs and brushes are designed to carefully clean many types of floors. Nilfisk scrubber dryers can safely and effectively clean all hard floor surfaces. Nilfisk can advise on the machine, accessory and detergent most suitable for use in your premises. Our machines remove all types of dirt: dust, oil, rubber etc. Nilfisk has the perfect solution for you.

A COMPREHENSIVE RANGE OF ACCESSORIES EXTENDS THE USE OF YOUR SCRUBBER DRYER

- batteries or cable: depends of the environment to clean
- charger on board or not: to charge everywhere you want
- monoblocs or cells in a tray batteries: depends of the running time you need
- cylindrical or flat brush system: depends of the floor and if you need to sweep or not
- brushes or pads: a large choice to be closed to the cleaning task

OPTIMAL COMFORT FOR THE OPERATOR WITH THE PATENTED CLEAR-VIEW™ SYSTEM

An analysis of the Nilfisk machine reveals that the ergonomic design offers the required comfort to the operator, thus reducing stress and work absenteeism. For example, the ClearView™ system, patented by Nilfisk, offers the operator a wide field of vision, allowing him to control all functions without the need to dismount from the machine. Other features are also critical, such as accessible controls, easy to drive steering wheel and adjustable driving seats. Prioritising safety and user friendliness is our primary concern when developing new cleaning solutions.

TABLE OF CONTENTS - SCRUBBER/DRYERS

CA 240/330	36	BA 651/751/851	41
CA 340	36	SC800	41
SC351	37	SC1500	42
SC400	37	BR 652/752	43
SC450	38	BR 755/755C/855	43
BA 451	38	BR 850/1050S	44
SC500	39	SC6500	44
BA/CA 551/611	40	SC8000	45
		Accessories	50

Please see more information about scrubber/dryers on www.nilfisk.com



SOMETIMES IT TAKES MORE THAN WATER. IT TAKES ECOFLEX.

Clean with detergent or green with just water? We say both. Nilfisk-Advance has perfected the art of sustainability and efficiency. Result: green meets clean in the superior and customizable Ecoflex – the smartest way to go.

GREEN CLEANING WAS NEVER EASIER

Ecoflex brings you high cleaning performance using fewer resources. Ecoflex offers you the option to clean with just water – or with minimum detergent. It takes just one touch to choose between different cleaning intensity levels for the perfect green and efficient combination of water, brush pressure and detergent dosage as low as 0.3 percent.

SAVE MONEY AND RESOURCES

Cleaning green with the Nilfisk Ecoflex system is efficient and eco-friendly. With greater flexibility you will save time, use fewer machines, and reduce water and detergent consumption. Today's increasing demands for cost efficiency are tough to meet, but now you can do more with less.

FLEXIBILITY BUILT-IN

Different facilities require different cleaning. The Ecoflex system effectively eliminates the need to clean the floor several times over, in order to get those extra dirty patches. By applying just the right blend of brush pressure, water or detergent, the Ecoflex system is your professional and green solution to any cleaning challenge. The Ecoflex system effortlessly switches between cleaning intensity in one, easy pass.

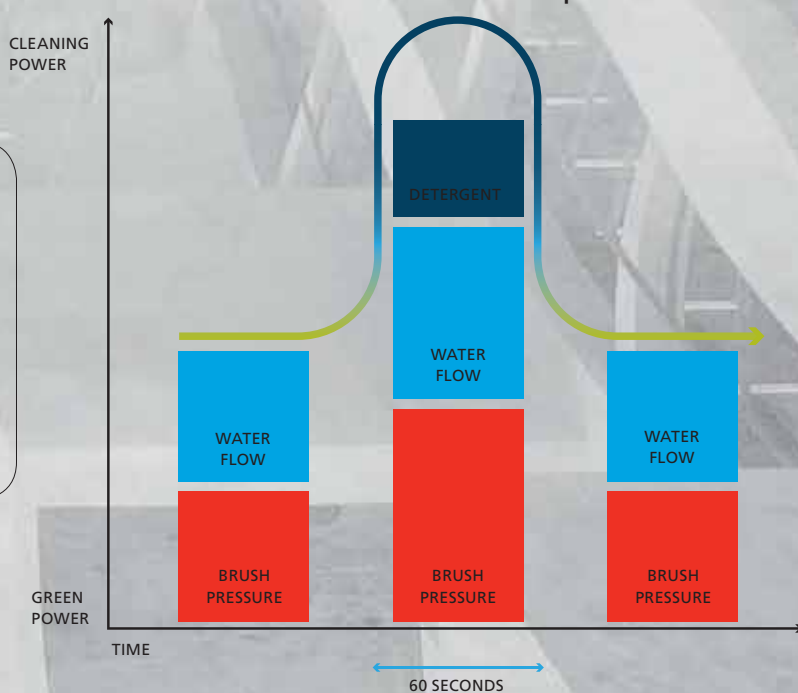
ecoflexTM



Ecoflex video

Just push the button for a good, green clean – and push it again to handle dirty patches in one, efficient boost. You can call it one touch magic. We call it Ecoflex.

60 seconds burst of power



See more about Ecoflex on www.nilfisk.com

PRODUCT SELECTOR - SCRUBBER/DRYERS

YOUR COMFORTABLE CHOICE OF HIGH OUTPUT

We have combined reliability, comfortable design and efficient technology in all our high-output scrubber/dryer machines. Find the one that meets your needs in the following product selector.

SUGGESTED APPLICATIONS AND INDUSTRIES

Scrubber/Dryers model	Walk-behind									
	CA 240/ 330	CA 340	SC351	SC400	SC450	BA 451	SC500	BA/CA 551/551C/ 611	BA 651/751/ 751C/851	SC800
OFFICES, BANKS ETC.	•	•	•	•	•	•	•			
HOTELS, RESTAURANTS & CATERING	•	•	•	•	•					
PUBLIC BUILDINGS (SCHOOLS, HOSPITALS ETC.)	•	•	•	•	•	•	•	•	•	
SMALL SUPERMARKETS / RETAIL	•	•	•	•	•	•	•	•		
LARGE SUPERMARKETS / SHOPPING CENTERS									•	•
AUTOMOTIVE & TRANSPORTATION					•	•	•	•	•	•
BUILDING & CONSTRUCTION						•	•	•	•	•
MANUFACTURING, WAREHOUSES				•	•	•	•	•	•	•
SMALL AREA CLEANING (LIGHT - MEDIUM DUTY)	•	•	•	•	•	•	•	•		
LARGE AREA CLEANING (MEDIUM - HEAVY DUTY)								•	•	•
HARD TO REACH AREAS	•	•	•	•						
INDOOR CLEANING	•	•	•	•	•	•	•	•	•	•

KEY FEATURES / BENEFITS

Scrubber/Dryers model	Walk-behind									
	CA 240/ 330	CA 340	SC351	SC400	SC450	BA 451	SC500	BA/CA 551/551C/ 611	BA 651/751/ 751C/851	SC800
ADJUSTABLE HANDLE		•	•	•					•	
ONE-TOUCH CONTROL PANEL						•	•	•	•	•
ADJUSTABLE BRUSH PRESSURE			•	•	•	(manual, on bat. version)	(manual, on bat. version)	(manual, on bat. version)	•	•
CABLE VERSION	•	•		•	•	•	•	•		
BATTERY VERSION			•	•	•	•	•	•	•	•
ON-BOARD CHARGER			•	•	•	•	•	•	•	•
DISC BRUSH VERSION			•	•	•	•	•	•	•	•
CYLINDRICAL BRUSH VERSION	•	•						•	•	•
ECOFLEX PREPARED						(battery drive variants)	(battery drive variants)	(battery drive variants)	•	•
REMOVABLE SOL TANK	•	•	•							
REMOVABLE RECOVERY TANK	•	•	•							
CLICK ON-OFF BRUSH			•	•	•	•	•	•	•	•
WATER LEVEL INDICATOR				•	•	•	•	•	•	•
AUTOMATIC BRUSH SHUT OFF			•	•	•	(battery drive variants)	(battery drive variants)	(battery drive variants)	•	•
DEBRIS TRAY									•	•
STANDARD PU SQUEEGEE BLADES			•	•						

PRODUCT SELECTOR - SCRUBBER/DRYERS

SUGGESTED APPLICATIONS AND INDUSTRIES

Scrubber/Dryers model	Ride-on					
	SC1500	BR 652/752/752C	BR 755/755C/855	BR 850S/850SC/ 1050S/1050SC	SC6500	SC8000
						
HOTELS, RESTAURANTS & CATERING	•	•				
PUBLIC BUILDINGS (SCHOOLS, HOSPITALS ETC.)	•	•	•	•	•	•
SMALL SUPERMARKETS / RETAIL	•	•	•			
LARGE SUPERMARKETS / SHOPPING CENTERS	•	•	•	•	•	•
AUTOMOTIVE & TRANSPORTATION			•	•	•	•
BUILDING & CONSTRUCTION			•	•	•	•
MANUFACTURING, WAREHOUSES			•	•	•	•
SMALL AREA CLEANING (LIGHT - MEDIUM DUTY)	•	•				
LARGE AREA CLEANING (MEDIUM - HEAVY DUTY)	•	•	•	•	•	•
INDOOR CLEANING	•	•	•	•	•	•

KEY FEATURES / BENEFITS

Scrubber/Dryers model	Ride-on					
	SC1500	BR 652/752/752C	BR 755/755C/855	BR 850S/850SC/ 1050S/1050SC	SC6500	SC8000
STEERING WHEEL	•	•	•	•	•	•
ONE-TOUCH CONTROL PANEL	•	•	•	•	•	•
ADJUSTABLE BRUSH PRESSURE	•	•	•	•	•	•
BATTERY VERSION	•	•	•	•	•	
ON BOARD CHARGER (OPTION)	•	•	•	•		
DISC BRUSH VERSION	•	•	•	•	•	
CYLINDRICAL BRUSH VERSION		•	•	•	•	•
ECOFLEX PREPARED	•	•	•	• (only ecoflex variants)	•	•
REMOVABLE RECOVERY TANK			•	•		
TILTABLE RECOVERY TANK	•	•			•	•
REMOVABLE RECOVERY LID		•				
WATER LEVEL INDICATOR	•	•	•	•	•	•
AUTOMATIC BRUSH SHUT OFF	•	•	•	•	•	•
BACK-UP WARNING ALARM		•	•	•	•	•
DEBRIS TRAY	•	•	•	•		•
SLIDING DECK SYSTEM (NO SIDE SKIRT)		• (disc versions)				
STANDARD PU SQUEEGEE BLADES	•	•				
PU FRONT/REAR WHEELS	•	•	•	•	•	

SCRUBBER/DRYERS



CA240/330

Your ideal choice for light daily cleaning

- Only compact machines to combine cleaning performance with all surface versatility, including carpets and escalator
- Exceptional brush pressure, thanks to twin scrubbing brushes, specially dedicated for ruff surfaces
- All tanks are accessible and removable for easy emptying, solution change and cleaning
- Very low noise level due unique recovery system for dirty water, no vac motor needed

CA240/330 are quick and effective, these cleverly designed multifunction scrubber/dryers make it possible to scrub and dry all surfaces including profile floor and non-slip safety floor, which are very difficult to clean with traditional machines.



CA340

Securing you clean floors in half the time

- Twice as fast as mopping, removes the dirt instead of evening it out
- Unique design permits cleaning under tables and right to the edge of the wall
- Scrubbing and vacuuming in forward and reverse
- Adjustable handle securing correct working position
- Dual tanks for easy refill and emptying

CA340 is the smart alternative to mopping. An automatic scrubber/dryer leaving your floors spotless. There is no slippery residue and no aching back. The machine is perfect for maintenance of hard floors in small areas, e.g. stone, tile, cement, marble, rubber, vinyl, etc.



TECHNICAL SPECIFICATIONS

DESCRIPTION	CA 240	CA 330	CA340
Item no.	12413100	12413200	L08919052
Voltage (V)	230	230	230/50
Rated power (W)	550	750	1140
Sound pressure level at 1.5 m (dB(A) ISO 3744)	68	68	68
Productivity theoretical/ actual (m ² /h)	960/480	1360/680	1360/680
Scrubbing width (mm)	240	340	340
Solution/recovery tank (l)	1.2/1.2	1.7/1.7	11/12
Brush/pad diameter (mm)	1 Cyl.	1 Cyl.	1 cyl
Brush pressure (kg)	20	23.5	21
Brush speed (RPM)	650	650	1000
Max speed (km/h)	4	4	4
Length x width x height (cm)	38x34x21	38x44x21	62x40x48
Gross weight (gvw) (kg)	21.2	25.2	49



SC351

Next generation in daily small area scrubbing and drying

- Low noise level for daytime cleaning, even in noise-sensitive areas
- Easy adjustable deck for a perfect traction control
- Adjustable water flow
- Fast and simple maintenance
- Clear recovery lid for easy inspection and function control
- Ergonomic, adjustable and foldable handle for easy transport and storage
- Roller bumpers for near to wall cleaning
- Real two tank system
- Patent Elastic Strap System to easily install and remove squeegee blades
- Battery level indicator

SC351 is offering both forward and backward scrubbing and drying with an impressive brush pressure of 27 kg. Easy to see how useful this feature is for cleaning in crowded places, between and behind tables, shelves, furniture and in other less accessible areas.



SC400

More functionality for less

- 43 cm scrub deck and 21 liters tank
- Practical adjustable handle with LED display shows your battery level and water flow setting. And with all working functions integrated
- Electronic water flow control and safety switch
- Squeegee with foot operated lifting system
- Easy deck regulation for perfect traction control
- Standard filling hose and water filter
- Visible solution hose to easily check water level and to quickly empty the solution tank

SC400 provides you with the cleaning capacity and flexibility of a large scrubber/dryer but built into a small handy machine, easy to operate and efficient to use.



TECHNICAL SPECIFICATIONS

DESCRIPTION	SC351	SC351 FULL PACKAGE	SC400 B	SC400 B FULL PACKAGE	SC400 E
Item no.	9087340020	9087341020	9087325020	9087311020	9087313020
Voltage (V)	12	12	24	24	230
Rated power (W)	450	450	750	750	1650
Sound pressure level at 1.5 m (dB(A) ISO 3744)	64	64	65	65	70
Productivity theoretical/ actual (m ² /h)	1480/890	1480/890	1720/1035	1720/1035	1720/860
Scrubbing width (mm)	370	370	430	430	430
Solution/recovery tank (l)	11/11	11/11	23/21	23/21	23/21
Brush/pad diameter (mm)	370	370	430	430	430
Brush pressure (kg)	27	27	23	23	28
Brush speed (RPM)	140	140	155	155	150
Max speed (km/h)	4	4	4	4	4
Length x width x height (cm)	73x47.5x45	73x47.5x45	123x57x72.5-111.5	123x57x72.5-111.5	123x57x72.5-111.5
Gross weight (gvw) (kg)	73	73	136	136	123

SCRUBBER/DRYERS



SC450

Simple, basic scrubber/dryer that makes your cleaning an easy operation

- The low noise level enables daytime cleaning for increased comfort and efficiency
- Polyethylene corrosion proof rotomolded tank ensures durability
- Automatic squeegee release when hitting obstacles provides reliable use and extended lifetime of equipment
- Large recovery tank and removable lid for easy cleaning.
- Fast and hygienic
- Most electrical components are placed in dedicated waterproof box for reliability and safety

In line with the century old Nilfisk tradition, SC450 combines performance, reliability, productivity and ease of use in a well designed and cost efficient all round scrubber/dryer.

ecoflex™



BA 451

Silent, compact and easy to manoeuvre ensuring you more productivity

- Low noise level for daytime cleaning
- One-touch dashboard operation
- Ecoflex option, detergent mixing system
- No-tools for changing squeegee blades
- Easy access to recovery tank for cleaning and maintenance
- Traction version with large wheels for easy handling
- Waterproof electrical control box

The walk-behind series has retained the best of the former generation, but offers more comfort and productivity in an improved design.



TECHNICAL SPECIFICATIONS

DESCRIPTION	SC450 B	SC450 E	BA 451 D
Item no.	9087370020	9087372020	908 7141 020
Voltage (V)	24	230	230
Rated power (W)	810	1650	1010
Sound pressure level at 1.5 m (dB(A) ISO 3744)	68	70	65.8
Productivity theoretical/ actual (m ² /h)	2120/1272	2120/1060	2025/1215
Scrubbing width (mm)	530	530	450
Solution/recovery tank (l)	40/45	40/45	40/40
Brush/pad diameter (mm)	530	530	450
Brush pressure (kg)	34	34	19/26
Brush speed (RPM)	154	150	135
Max speed (km/h)	4	4	4.5
Length x width x height (cm)	117.4x76x98	117.4x76x98	119x51x105
Gross weight (gvw) (kg)	190	135	238



SC500

Cost-effective, sustainable and easy to service

- Ergonomic drive paddle and innovative dashboard with display integrated to control all main functions while working
- Smart key for User and Super User: yellow master key to control all settings and grey user key preventing misuse of the machine especially on sensitive floors
- New water flow controlled automatically by the speed of the machine ensuring consistent cleaning and optimized water consumption
- New vacuum insulation system with integrated noise reduction and possibility to work in silent mode makes the machine suitable for daytime cleaning
- Deck lifting with actuator is increasing reliability and productivity as there is one less operation before starting the cleaning job
- The plastic squeegee with patented elastic strap system is lighter and easier to clean.
- Ecoflex system is reducing cost by saving water and detergents
- Superior maneuverability and easy to operate

SC500 is ideal for contract cleaners, hospitals, schools, supermarkets, shops, sport centers, restaurants, hotels and production floors. The scrubber dryer is designed to get the cleaning job done through high performance, ease-of-use, and with great cost-efficiency.



TECHNICAL SPECIFICATIONS

DESCRIPTION	SC500 53B	SC500 53B FULL PACKAGE	
Item no.	9087351020	9087350020	
Voltage (V)	24	24	
Rated power (W)	930	930	
Sound pressure level at 1.5 m (dB(A) ISO 3744)	63 (60) ±3	63 (60) ±3	
Productivity theoretical/ actual (m ² /h)	2650/1590	2650/1590	
Scrubbing width (mm)	530	530	
Solution/recovery tank (l)	45/45	45/45	
Brush/pad diameter (mm)	530/508	530/508	
Brush speed (RPM)	155	155	
Brush pressure (kg)	15/30	15/30	
Max speed (km/h)	5	5	
Length x width x height (cm)	127.7 x 72 x 106.3	127.7 x 72 x 106.3	
Gross weight (gvw) (kg)	129	207	

SCRUBBER/DRYERS



BA/CA 551/611

Smarter design lowering your cleaning costs

- Low noise level for daytime cleaning
- One-touch dashboard operation
- Ecoflex option, detergent mixing system
- No-tools for changing squeegee blades
- Easy access to recovery tank for cleaning and maintenance
- Traction version with large wheels for easy handling
- Waterproof electrical control box

The range of walk-behind scrubber/dryers offers more of everything that is important for floor cleaning efficiency: more productivity, more running time, more ergonomic features, more reliability, more options and more cost-effectiveness.



The recovery tank can be tilted for easy cleaning and better access to batteries and detergent solution



TECHNICAL SPECIFICATIONS

DESCRIPTION	BA 551C D	BA 551 D W/DRIVE	BA 611 D	CA 551
Item no.	908 7158 020	908 7157 020	908 7159 020	908 7150 020
Voltage (V)	24	24	24	230
Rated power (W)	1330	1010	1230	1650
Sound pressure level at 1.5 m (dB(A) ISO 3744)	65.8	65.8	65.8	67.3
Productivity theoretical/ actual (m ² /h)	2860/1720	2970/1785	3420/2055	2120/1060
Scrubbing width (mm)	510	530	610	530
Solution/recovery tank (l)	55/55	55/55	55/55	55/55
Brush/pad diameter (mm)	2xCYL	1/530	2/305	1/530
Brush pressure (kg)	26	21/28	21/28	30
Brush speed (RPM)	570	135	230	150
Max speed (km/h)	5.6	5.6	5.6	4
Length x width x height (cm)	125x57x109	132x54x109	131x65x109	130x54x109
Gross weight (gvw) (kg)	258	255	256	186



BA651/751/851

Boost your productivity in large area cleaning

- Ecoflex option, detergent mixing system
- Extremely low noise level (down to 58 dB(A)) for daytime cleaning
- Combination of 86 cm scrubbing width, and large capacity tanks provide high productivity
- Robust construction, state of the art design and better materials offer more reliability and longer working life
- Interchangeable brush decks allow a choice of 3 different disc sizes or 71 cm cylindrical

More versatility, up to 30 percent greater productivity, better-than-ever reliability, extremely silent operation, and the most advanced ergonomics available.



SC800

Giving you superb results in heavy-duty cleaning

- Powerful brush and vac motors, high down pressure (up to 77 kg), outstanding cleaning and drying performance: the best answer for heavy duty "industrial" task
- Green oriented: complete consumption control: Ecoflex system, low noise level (only 61dB(A))
- Large 95 litre solution and recovery tanks give extra capacity for longer working time
- The scrub deck is protected with removable covers that prevent damage to walls and doors, while providing easy access for maintenance
- Right industrial shape in compact dimensions. No compromise on the ergonomic level and maneuverability

SC800 is designed for maximum performance, easy handling, low maintenance, superb cleaning results and yet it is an eco-friendly solution.



TECHNICAL SPECIFICATIONS

DESCRIPTION	BA 651 / W CHARGER	BA 751 / W CHARGER	BA 751C	BA 851 / W/CHARGER	SC800 71	SC800-71C	SC800-86
Item no.	9087240020 / 9087241020	9087243020 / 9087244020	9087246020	9087247020 / 9087248020	56112034	56112036	56112035
Voltage (V)	24	24	24	24	24	24	24
Rated power (W)	1420	1420	1820	1420	1890	1910	1890
Sound pressure level at 1.5 m (dB(A) ISO 3744)	58	58	58	58	61	61	61
Productivity theoretical/ actual (m ² /h)	3700/2200	3980/2390	3980/2390	4820/2895	4120/2470	4120/2470	4990/2990
Scrubbing width (mm)	660	710	710	860	710	710	860
Solution/recovery tank (l)	85/85	85/85	85/85	85/85	95/95	95/95	95/95
Brush/pad diameter (mm)	2x330	2x355	2 x 690 Cyl	2x430	2X355/355	2CYL	2X430/432
Brush pressure (kg)	32/52	32/52	35	32/52	36/77	36	36/77
Brush speed (RPM)	220	220	613	220	270	840	270
Max speed (km/h)	5.6	5.6	5.6	5.6	5.8	5.8	5.8
Length x width x height (cm)	150x60x105	150x60x105	147x60x105	157x60x105	148x78x113	148x78x113	152x88x113
Gross weight (gvw) (kg)	470	470	470	470	487	492	488

SCRUBBER/DRYERS



SC1500

Innovative stand-on scrubber dryer setting a new STANDARD

- Easy handling. Just step up and go OneTouch scrub ON/OFF switch and two brush pressure settings for securing high cleaning performance
- Intuitive dashboard with user-friendly menu for setting parameters for cleaning conditions and floor type
- 44 liter tank with electronic controlled water flow allows cleaning up to 75 minutes per tank
- Low noise level and a silent mode option, makes it ideal for sound sensitive areas and daytime cleaning
- Up to 3.5 hours battery running time and optional on board charger increase productivity, performance and reliability
- Ecoflex detergent mixing system(optional)

SC1500 is an innovative stand-on scrubber dryer providing you with superior efficiency due to unprecedented ease of use, increased performance, high quality and reliability. It is an investment in Nilfisk quality that will pay off year after year.



A small footprint and yet 51 cm scrubbing power combine performance with easy maneuvering



TECHNICAL SPECIFICATIONS

DESCRIPTION	SC1500		
Item no.	56104002		
Voltage (V)	24		
Rated power (W)	840		
Sound pressure level at 1.5 m (dB(A) ISO 3744)	63 (61)		
Productivity theoretical/ actual (m ² /h)	2438/1707		
Scrubbing width (mm)	510		
Solution/recovery tank (l)	44/46		
Brush/pad diameter (mm)	510/508		
Brush pressure (kg)	23/40		
Brush speed (RPM)	140		
Max speed (km/h)	Fwd 4.8/Rev. 3.5		
Length x width x height (cm)	123x61x133		
Gross weight (gvw) (kg)	326		



BR652/752/752C

Revolutionary deck system giving you superb performance

- Sliding deck concept; maximum comfort and performance, minimum efforts and maintenance
- Squeegee concept; a stable and reliable squeegee for the best pick up performance
- Ecoflex™ system minimises the environmental impact without compromising performance
- Ergonomic steering wheel concept with all working functions fully integrated
- Patented automatic speed control that significantly increases operator safety
- Low noise mode makes daytime cleaning and cleaning of noise sensitive areas viable

With the BR652/752 series everything can be done just moving the steering wheel; as the machine turns, so too does the deck. Together with the “intelligent” squeegee - which perfectly covers the scrubbing track without leaving traces - the Nilfisk concept delivers superb cleaning performance. This solution is so efficient that side skirts are no longer needed.



BR755/755C/855

Better ergonomics, better reliability, better cleaning

- Ecoflex™ prepared: green, flexible, nice and easy
- User friendly, waterproof OneTouch™ control panel and easy to operate
- High manoeuvrability allows cleaning in congested areas
- Adjustable scrubbing pressure ensure a wide range of cleaning application from daily scrubbing to restoration
- Integrated vacuum motor with low noise level for daytime cleaning applications
- Operator's easy access from left and right side
- Large battery compartment enables a 400Ah battery tray for more than 4.5 hours running time

BR755/755C/855 is the generation of scrubber/dryers, with focus on performance, ergonomics and reliability.



TECHNICAL SPECIFICATIONS

DESCRIPTION	BR652	BR652 W/ CHARGER	BR752C	BR752C W/ CHARGER	BR752 W/ CHARGER	BR755	BR755C	BR855
Item no.	9087260020	9087261020	9087264020	9087265020	9087263020	56601014	56601016	56601015
Voltage (V)	24	24	24	24	24	24	24	24
Rated power (W)	1500	1500	1900	1900	1500	2040	1920	2160
Sound pressure level at 1.5 m (dB(A) ISO 3744)	60 (57)	60 (57)	60 (57)	60 (57)	60 (57)	63.7	63.7	63.7
Productivity theoretical/ actual (m ² /h)	3960/2770	3960/2770	4260/2980	4260/2980	4260/2980	4470/3130	4470/3130	5360/3750
Scrubbing width (mm)	660	660	710	710	710	710	710	860
Solution/recovery tank (l)	80/80	80/80	80/80	80/80	80/80	106/106	106/106	106/106
Brush/pad diameter (mm)	2x330	2x330	2 Cyl.	2 Cyl.	2x355	2x355	2 Cyl.	2x430
Brush pressure (kg)	30/48	30/48	35	35	32/50	40/65/96	27/36/45	40/65/96
Brush speed (RPM)	230	230	720	720	230	250	900	250
Max speed (km/h)	6	6	6	6	6	6.3	6.3	6.3
Length x width x height (cm)	136x67x120	136x67x120	136x81x120	136x81x120	136x75x120	152x77x131	152x80x131	152x92x131
Gross weight (gvw) (kg)	446	446	451	451	448	658	658	658

SCRUBBER/DRYERS

ecoflex™



BR850S/1050S

Providing you with unique added value benefits in industrial cleaning

- Ecoflex™: green, flexible, nice and easy
- Modular scrub deck system, with different scrub deck options and numerous brushes, offers productive cleaning for different floor conditions
- Excellent traction for increased operator's safety
- Fast floor drying thanks to a innovative squeegee concept that provides maximum pick up, reliably and with simple adjustment
- Recovery tank inlet system with standard debris tray is cleaner and more efficient

The BR850S and BR1050S series of ride-on scrubber/dryers have long been renowned and praised for their reliability and working performance. The latest upgrades have now made this superb range of units even better.

ecoflex™



SC6500

Your reliable choice for large area cleaning

- Scrubbing width of up to 1300 mm ensuring high productivity
- Water tank capacity of 265 liters enables the operator to work for 1.5 hours before refilling.
- High brush pressure, and effective drying enabled by a powerful vacuum motor.
- AC traction unit reduces the total cost of ownership since the motor is maintenance free and has a high-quality gearbox.
- Low noise level which enables work in noise sensitive areas and during the night.
- OneTouch control makes the driving and controlling the SC6500 easy.
- Ecoflex system is reducing cost by saving water and detergent which is essential when cleaning large areas.

SC6500 is ideal for big supermarkets, warehouses, airports, parking areas, food industries and heavy industries. Choose between scrubbing widths of either 1000 or 1300 mm, and a cylindrical or disc scrubber for both widths.



TECHNICAL SPECIFICATIONS

DESCRIPTION	BR1050SC ECOFLEX	BR1050S ECOFLEX	BR850CS ECOFLEX	BR850S ECOFLEX	SC6500 1100D	SC6500 1100C	SC6500 1300D	SC6500 1300C
Item no.	56381013	56381012	56381011	56381009	56414022	56414023	56414024	56414025
Rated power (W)	2810	3040	2810	2820	4100	4400	5220	4400
Sound pressure level at 1.5 m (dB(A) ISO 3744)	68	68	68	68	72	72	72	72
Productivity theoretical/ actual (m ² /h)	6500/4550	6500/4550	5430/3800	5430/3800	9000/6300	9000/6300	11700/8190	11700/8190
Scrubbing width (mm)	970	970	810	810	1000	1000	1300	1300
Solution/recovery tank (l)	157/157	157/157	157/157	157/157	265/265	265/265	265/265	265/265
Brush/pad diameter (mm)	2x970	3x330	2x800	2x405	2x505	2xcyl.	3x432	2xcyl.
Brush pressure (kg)	24/42/70	32/69/113	24/42/70	32/69/113	43/90/145	38/54/90	43/90/145	38/54/90
Brush speed (RPM)	900	250	900	250	240	630	225	630
Max speed (km/h)	6.7	6.7	6.7	6.7	9	9	9	9
Length x width x height (cm)	155x106x135	155x104x135	155x91x135	155x88x135	187x113x148	187x116x148	187x131x148	187x137x148
Gross weight (gvw) (kg)	705	705	705	705	1608	1608	1608	1608



SC8000

Ensuring you productive and powerful cleaning with green scope

- The widest counter rotating dual cylindrical scrub deck in its class increasing the efficiency.
- Time-saving high volume tanks of 380 litres to enable cleaning of more than 9.200 m² without refill.
- Safe and easy operation with One-TouchTM control panel, front steering system and clear-ViewTM design providing an excellent view of the floor.
- Environmental friendly for both operator and surroundings with DustGuardTM misting system improving the dust free cleaning.
- Kubota powered engine means superior reliability with gear driven valve train.
- Reduced maintenance costs as there is no downtime due to repair of belts or chains on the engine.
- Ecoflex system guiding the user to a greener and more cost-effective cleaning mode, limiting the use of water and detergent.

SC8000 offers a more productive, powerful, and greener solution for scrubbing and wet sweeping of large areas – carried out in the most resource-saving and cost-effective way.



TECHNICAL SPECIFICATIONS

DESCRIPTION	SC8000 1300 D	SC8000 1300 LPG	SC8000 1600 D	SC8000 1600 LPG
Item no.	56108125	56108124	56108127	56108126
Sound pressure level at 1.5 m (dB(A) ISO 3744)	83	84	83	84
Productivity theoretical/ actual (m ² /h)	15860/11100	15860/11100	19760/13830	19760/13830
Scrubbing width (mm)	1220	1220	1520	1520
Solution/recovery tank (l)	380/380	380/380	380/380	380/380
Brush/pad diameter (mm)	280x1220	280x1220	280x1220	280x1220
Brush pressure (kg)	55 /110 /180	55 /110 /180	55 /110 /180	55 /110 /180
Brush speed (RPM)	470	470	470	470
Max speed (km/h)	13	13	13	13
Length x width x height (cm)	254x142x147	254x142x147	254x167x147	254x167x147
Gross weight (gvw) (kg)	1730	1730	1834	1834

TRACK YOUR EQUIPMENT...

...TRACK YOUR SUCCESS

With TrackClean, you can now initiate proactive improvements into your cleaning program. TrackClean gives you 24/7 access to equipment operational data. That means you know exactly what is happening, when it is happening and where it is happening – with every connected machine you can monitor, verify and improve your operational effectiveness.



LET YOUR FLEET DO THE TALKING!

TrackClean helps you create reports that ensure you can drive results into your cleaning operation. You don't just receive data about equipment efficiency and effectiveness. You also have the ability to prepare customizable performance and productivity reports that demonstrate that every cleaning task is completed on time, every time.

The TrackClean system monitors fleet operations and transmits the equipment operation data to a secure web portal. The data includes machine working time, machine down time, time of day that each activity occurred, the geographic location of the machine, and as an option can include information about the operator.

YOUR BENEFITS

- TrackClean records operational data of your fleet, ensures transparency, and increases your profitability
- TrackClean allows you to intelligently optimise your cleaning program, monitor cleaning performance and reduce cost
- The intuitive Web portal is accessed via your PC, tablet device or smart phone and provides you with a detailed overview of machine activity to help you drive results into your cleaning operation
- Data is available 24/7 ensuring you the possibility to optimise your machine deployment and reduce down-time
- TrackClean notifies you if a machine has not cleaned as planned. This can help reduce your repair costs and down-time.

ALL THIS AND MORE IS AVAILABLE TO YOU AT YOUR FINGER TIPS 24/7

With the intelligence of TrackClean, you can now link your operation data to cleaning performance and customer satisfaction – this will help ensure your team is delivering the best clean while improving efficiency. The system is available for any battery or engine driven floor care cleaning machine.

COMBINATION MACHINES

ONE MACHINE – MULTIPLE TASKS

When the cleaning challenge is tough and diverse, you need a reliable and powerful quality solution. Nilfisk offers you a wide range of innovative and functional combination machines featuring dust-free sweeping, simple operation and easy service and maintenance.



FITS YOUR APPLICATION PERFECTLY

Our machines eliminate dust, sweep for debris, spray the cleaning solution, scrub or sweep or do both in a single pass. For indoor use, they can be battery-powered or LPG-driven. And for demanding outdoor tasks, they can be diesel-driven.

MORE MOBILITY FOR BETTER CLEANING PERFORMANCE

Large area cleaning in food processing plants, manufacturing facilities, warehouses, airports, exhibition centres and car parks are obvious places for using a Nilfisk-Advance combination machine.

ENVIRONMENTALLY SUSTAINABLE WITH REDUCED TOTAL COST OF OWNERSHIP FOR YOUR BENEFIT

Nilfisk has introduced the first HYBRID combination machine reducing your total cost of ownership, including operation, labour and maintenance, while effectively increasing fuel economy and runtime efficiency. With Hybrid technology and Ecoflex™ we ensure you an environmentally sustainable solution.

TABLE OF CONTENTS - COMBINATION MACHINES



CS7000	49
CR 1500	49
Accessories	50

PRODUCT SELECTOR - COMBINATION MACHINES

WE COMBINE NEEDS WITH SOLUTIONS

Combination machines are designed for simple operation and tough cleaning jobs in processing plants, manufacturing facilities, warehouses, airports, car parks, shopping centres etc. Design and functionality offer a range of product variations to fit your needs and your budget. We have combined reliability with compact and flexible solutions in all our combination machines. Find the one that meets your needs in the following product selector.

SUGGESTED APPLICATIONS AND INDUSTRIES

Combination model		
	CS7000	CR 1500
		
WAREHOUSES AND DISTRIBUTION CENTRES	•	•
MANUFACTURING	•	•
PARKING GARAGES	•	•
FOOD AND BEVERAGE WAREHOUSE AND DISTRIBUTION CENTRES	•	•
TRANSPORTATION FACILITIES	•	•
AMUSEMENT PARKS AND STADIUM	•	•
BUS TERMINALS	•	•
AIRCRAFT HANGERS	•	•

KEY FEATURES / BENEFITS

	CS7000	CR1500
ADJUSTABLE STEERING AND SEAT	•	•
HOPPER SAFETY ARM ASSIST	•	
AUTOMATIC SQUEEGEE LIFT IN REVERSE	•	•
HEADLIGHTS	•	
ERGONOMIC DRIVER SEAT	•	
DIRECT THROW SWEEPING	•	•
VARIABLE HIGH DUMP SYSTEM	•	•
BLADES CAN BE USED ON 4 EDGES	•	•
TWO SIDE BROOMS	•	
HORN	•	•
WET SWEEP BY-PASS	•	
DISC DECK: 3 BRUSHES	•	•
DEBRIS TRAY	•	
ECOFLEX PREPARED	•	
MULTI-FREQUENCY FILTER SHAKER	•	
BREAK-AWAY SQUEEGEE CLIPS	•	
OFFSET PIVOTING DECK	•	
HYBRID ENGINE	•	
NO TOOLS BRUSH ADJUSTMENT	•	•
DISC BRUSH VERSION	•	•
AUTOMATIC BRUSH SHUT OFF	•	•
AUTOMATIC SOLUTION SHUT OFF	•	•
PANEL FILTER WITH SHAKER	•	•
BACK UP WARNING ALARM	•	•
REAR BUMPER		•
POWER STEERING	•	•
STAINLESS STEEL CONTAINER		•

COMBINATION MACHINES



CS7000

First Hybrid and ePower driven combi machines

- **UNIQUE:** First Hybrid combination machine. 30% fuel less consumption, less fuel costs and emission levels. High running time on battery variant.
- **INNOVATIVE:** Retractable offset deck and breakaway squeegee. New generation filtration system, variable filter shaking mechanism. DustGuard™
- **EASY TO USE AND TO SERVICE:** One Touch™, Max Access™, No Tools™. More efficient service, extreme commonality among platforms.
- **GREEN:** Hybrid technology and Ecoflex™
- **NEW AND UNIQUE OPTIONS OFFERING:** Heated water, High pressure washer

GREENER, CLEANER, SMARTER. CS7000 reinvents an entire class of equipment by reducing total cost of ownership, including operation, labor and maintenance, while effectively increasing fuel economy and runtime efficiency. Now the most economical solution is also the most ecological.

CR1500

Heavy-duty performance giving you impressive productivity

- Wide scrubbing area (137 cm), a sweeping width of 152 cm, 11 km/h working speed, plus 380 litres capacity solution and recovery tanks provide high productivity
- Huge hopper with 454 litre capacity provides increased operational time, and a dump height of 152 cm for emptying into any container
- Oil and grease is removed in one pass thanks to 272 kg scrubbing pressure
- Power steering for improved ergonomics
- Adjustable scrubbing pressure provides first class cleaning regardless of dirt level or floor condition

When the demand is for a machine capable of really heavy-duty industrial cleaning application, CR1500 supplies the answer.



TECHNICAL SPECIFICATIONS

DESCRIPTION	CS7000 B	CS7000 D HYBRID	CS7000 LPG HYBRID	CR1500 D	CR1500 LPG	CR1500 P
Item no.	56509005	56509004	56509003	56514854	56514852	56514850
Motor power source	Battery	D-hybrid	LPG-hybrid	Diesel	LPG	Petrol
Max speed (km/h)	8.9	8.9	8.9	11	11	11
Productivity theoretical/ actual (m ² /h)	11080/7760	11080/7760	11080/7760	15070/10550	15070/10550	15070/10550
Sweeping width (mm)	1540	1540	1540	1520	1520	1520
Scrubbing width (mm)	1245	1245	1245	1370	1370	1370
Min. turn-around aisle width (cm)	259/264	259/264	259/264	305	305	305
Solution/recovery tank (l)	284/284	284/284	284/284	380/380	380/380	380/380
Hopper volume (l)	198	198	198	454	454	454
Fuel tank (l)	35	35	35	35	35	35
Max climbing rate (%)	17.6	17.6	17.6	14	14	14
Length x width x height (cm)	262x122x150	262x122x150	262x122x150	272x150x156	272x150x156	272x150x156
Gross weight (gvw) (kg)	2593	2058	2121	2353	2353	2353

OVERVIEW OF ACCESSORIES: SCRUBBER/DRYERS



CYLINDRICAL BRUSH

For uneven floors, such as ceramics anti-slip floors (various models are available)



BRUSH

Used on uneven floors when debris collection is not needed (various models are available)



PAD HOLDER

Used for pads



PADS

Various pads are available
Black & brown: Heavy-duty
Green & blue: Medium-duty
Red: Light-duty



SPLASH GUARD KIT

Prevents the water from splashing on to the brush deck. Enables the squeegee to recollect all water



BEACON KIT

Used on a ride-on scrubber/dryer particularly in industry to warn about the presence of the machine



KIT, VACUUM MOTOR

Allows squeegee better suction. Particularly useful when 100% recollection of water is needed



KIT, GRAMMER SEAT

Better comfort to the operator



ONBOARD FILLING HOSE

Makes it easy to refill the machine anywhere



BLADES

Various squeegee blade materials are available depending on the application and on the duty; gum, red gum and polyurethane



WAND KIT

Allows the operator to clean difficult to reach areas



ON BOARD CHARGER



ECOFLEX CHEMICAL KIT

Ecoflex allows full control of the detergent to be used, less risk of damaging the floors due to overdosage, flexibility in the detergent selection (available for traction scrubber dryes and combi machines)

OVERVIEW OF ACCESSORIES: COMBINATION MACHINES



PANEL FILTER

The panel filter function is to control the dust in the hopper, it is water resistant as standard



SIDE BROOM

The side broom function is to sweep the dirt and debris away from the kerbs, walls, pallets etc. into the path of the main broom



MAIN BROOM

The main broom has an effective cleaning action to pick-up debris (industry)



SCRUB BRUSH

We provide brushes and pad holders that will give you the best possible cleaning performance



HEATED WATER AND HIGH PRESSURE WASHER OPTIONS

(CS7000 only) - Improve cleaning efficiency and flexibility



OVERHEAD GUARD

Protects the operator, recommended especially in industrial application



CLEANING OUT KIT

Allows a better cleaning/access to the recovery tank



TOWER BUMPER KIT

Protects the corners of the machine



CHARGER

Can charge both wet and maintenance free batteries



CHARGER PLUGS



HIGH FREQUENCY CHARGER

Can charge both wet and maintenance free batteries

The charger comes in different sizes depending on the size of battery for which it is intended

EMPOWER YOUR NILFISK

In order to ensure that your machine provides the best possible service, we recommend that you always use our range of batteries in your equipment. The technology of our machines is supplemented by batteries selected for their quality and durability, reliable operation and minimum maintenance. The capacity of the batteries in our program is measured in A/h (Amperes per hour) and is listed according to the European std. in A/5h.



ACID BATTERIES / WET BATTERIES

The WET batteries are lead sulphate batteries, and they are made in a flat plate or tubular metal construction which are soaked in a sulphuric acid solution which produces a chemical reaction between the plates / tubes thus allowing the desired voltage and capacity to be reached. The lifetime of WET / acid batteries is measured in cycles. One cycle is equal to a full discharge / charge sequence, the lifetime of WET / acid batteries varies between 800 – 1500 cycles.

Semi Traction batteries are also available – these are WET / acid batteries manufactured with a different technology and with less cycles – typically 3-500 cycles.

WET / acid batteries release gas during the re-charging phase, which is why they regularly need to be refilled with distilled water. Charging of WET / acid batteries also needs to take place in dedicated ventilated room.

GEL BATTERIES / MAINTENANCE FREE BATTERIES

The maintenance free batteries are sealed valve regulated batteries with the same dimensions as std. WET batteries, but maintenance free batteries have less capacity per unit. Maintenance free batteries can only be discharged down to 70% compared to a std. WET battery, which can be discharged to 80%. This means that it is vital to be clear on the need when choosing maintenance free batteries.

The maintenance free batteries have some advantages compared to a std. WET battery such as:

- No water refill
- Lower power consumption during charging
- No acid spill on the machine or in the charging room
- No gassing during charging – no special room needed

Maintenance free batteries are approximately 35-50 % more expensive than standard WET batteries.

THE LIFESPAN OF A BATTERY

The lifespan of a battery is measured by charge and discharge sequences – one charge and discharge is one cycle. It is important to stress that the life span of all batteries are shortened if the battery is not allowed to fully recharge after use – i.e. if the battery is put to use before it is fully charged it will be damaged. The no. of cycles is an important quality indicator on all traction batteries – the more cycles – the longer the life span. The average level of cycles for a conventional battery in the market is 6-800 while all Nilfisk machines can be equipped with batteries that considerably exceed the average of useful cycles.

FLOOR RENOVATION IN 4 STEPS

RENOVATE YOUR FLOORS DURING DAILY CLEANING AND SAVE COST

With the Nilfisk Eco Brilliance pad system you can renovate your floor during daily cleaning. Use 4 pads in 4 steps to achieve a clean and shiny floor. The 4 steps have to be repeated in the same way and correct order to achieve perfect results.

Using the Nilfisk Eco Brilliance pad system to renovate your floor during daily cleaning will save costs and reduce the downtime of the surface. The 4 pad system can also be used to intensively renovate floors but this will increase the downtime of the surface.

Before renovating a floor consider the daily traffic in the area. If daily traffic is high you consider how shiny the floor needs to be, as higher shine floors require extra maintenance.



BETTER RESULTS

The Nilfisk Eco Brilliance pad not only saves time, but is environmentally friendly and gives a better result compared to traditional pads. The method was developed for soft stone or concrete floors, but it also gives an excellent result on other floor types, such as plastic and linoleum and polished surfaces. It is best-suited to shops, foyers and other heavy traffic which require not just cleanliness, but also a shiny, attractive surface.

THE ENVIRONMENT AND RESULT

The combination of pads and clean water give perfect cleaning results and minimise residues. In heavily soiled areas or production zones, detergent can be added if required. Almost all Nilfisk scrubber driers can be fitted with the Ecoflex dosing system for non-chemical cleaning, allowing the addition of detergent as required.

- Renovates old and worn floors and restores shine.
- Brings floor restoration to a more economical level.
- Simple system for renovating floors during daily cleaning.
- Buffs floors to the desired shine.

HOW TO GET CLEAN SHINY FLOORS

To get clean shiny floors the 4 different pads should be used in 4 steps renovating your floors. Starting with the step 1 red pad it needs to pass the same surface between 6 to 10 times depending on the floor condition before moving to the next step. All steps need to be done with water and the water needs to be removed between every step. For renovating large areas a scrubber drier is recommended but if the surface is smaller a single disc together with a wet vac can do the job fast and easy. This is also a fast way to make a demonstration on a small surface to confirm which result can be achieved.

NEED A HIGH GLOSS?









If a high gloss floor is preferred the step 4 green pad can be used dry with a burnisher or high speed single disc machine with 300-2000 rpm. This will give an easy to clean surface with very high shine. To preserve this level daily maintenance may need to be increased depending on daily traffic.

ECO BRILLIANCE PADS RANGE

<p>STEP 1 - COARSE - RED Use the red pad to remove old and worn surfaces, leaving a clean matt finish.</p>		<p>STEP 3 - FINE - YELLOW Use yellow pad for daily cleaning which removes dirt and scratches, leaving a satin surface which is easy to keep clean. The renovation can stop here but continue to use the yellow pad in the daily cleaning to preserve this condition of the floor.</p>	
<p>STEP 2 - MEDIUM - BLUE Use the blue pad to prepare the surface still leaving a clean but less matt finish.</p>		<p>STEP 4 - VERY FINE - GREEN Use the green pad for daily cleaning which removes dirt and scratches, leaving a shiny surface. For high gloss the green pad can be used dry on a high speed burnisher or a high speed single disc machine depending on floor type. This high shine can require extra work to be maintained if the daily traffic of the area is high.</p>	

ECO PADS – GREEN CLEANING

With Eco Pads we offer you an eco-friendly way to mechanically increase and maintain the gloss of your floors. The Eco Pads are available in 8 variants for the most common floor surfaces such as terrazzo, natural stone, concrete, vinyl and epoxy. Eco Pads are made of 100% recycled synthetic fibre material (polyester), and the primary source of materials is recycled soda and water bottles!

	<p>E-BLACK - STRIPPING PAD</p> <p>The E-Black Stripping Pad is constructed of polyester fibres in a semi open texture nonwoven fabrication. Designed for customers who want a more dense nonwoven pad. Use with water based floor stripping solution to remove worn and soiled floor finishes or sealers. For use on standard electric floor machines or automatic scrubbers. Ideal for use on machines speeds up to 350 RPM.</p>
	<p>BROWN - STRIPPING PAD</p> <p>The Brown Stripping Pad is constructed of polyester fibres in a semi open texture nonwoven fabrication and is designed for medium duty stripping. Use with water based floor stripping solution to remove worn and soiled floor finishes or sealers. For use on standard electric floor machines or automatic scrubbers. Ideal for use on machines speeds up to 350 RPM.</p>
	<p>E-GREEN - SCRUB PAD</p> <p>The E-Green Scrub Pad is constructed of polyester fibres in a semi open texture nonwoven fabrication and is designed for deep scrubbing. Use with a cleaning solution to scrub hard floor surfaces. This pad will aggressively remove dirt and scuff marks from heavily soiled floors. For use on standard electric floor machines or automatic scrubbers. Ideal for use on machines speeds up to 350 RPM.</p>
	<p>BLUE - CLEANER PAD</p> <p>The Blue Cleaner Pad is constructed of polyester fibres in a semi open texture nonwoven fabrication and is specially designed for medium wet scrubbing or heavy duty spray cleaning. Use with a neutral floor cleaning solution to remove old soiled floor finish layers. This product is also used to scrub soiled hard surface floors such as concrete when used with appropriate cleaning chemicals. Aggressively removes heavy dirt and scuff marks. Ideal for use on machines speeds up to 350 RPM.</p>
	<p>RED - BUFFING PAD</p> <p>The Red Buffing Pad is used for light cleaning and buffing. It will remove light scuff marks and dirt while producing a high gloss shine. For use on standard electric floor machines, orbital scrubbers and automatic scrubbers. Ideal for use on machines speeds up to 800 RPM.</p>
	<p>TAN - BUFFING PAD</p> <p>The Tan Buffing is a floor maintenance pad used for light cleaning and buffing. It will remove light scuff marks and dirt while producing a high gloss shine. For use on standard electric floor machines, orbital scrubbers and automatic scrubbers. Ideal for use on machines speeds up to 800 RPM.</p>
	<p>REMOVER - ULTRA HIGH SPEED BURNISHING PAD</p> <p>The Remover floor maintenance UHS burnishing Pad is constructed of polyester fibres in a textured nonwoven fabrication. Used to burnish/polish floor finish to a high gloss, for soft and hard finishes. This pad has a special formulation that allows the pad to effectively remove black marks and restore gloss in one pass. Ideal for use on machines speeds up to 3000 RPM.</p>
	<p>WHITE - SUPER POLISH PAD</p> <p>The White Polish floor maintenance Pad is made of polyester fibres in a dense textured, nonwoven pattern, bonded with a sturdy adhesive. This extra fine pad has been designed for polishing clean, dry floors. Use dry or with a fine water mist to produce a high gloss wet look to newly finished floors. For use with standard electric floor machines, orbital scrubbers and automatic scrubbers. Ideal for use on machines speeds up to 1000 RPM.</p>

QUALITY SOLUTIONS FOR OUTDOOR MAINTENANCE

From the idea to a fully developed concept, Nilfisk Outdoor Division develops all products with intensity and commitment - and there is always a new product on the way. We have continually strived to develop purpose-made solutions, created exactly to meet the customers needs and demands.



VERSATILE OUTDOOR RANGERS:

City Ranger 3500, City Ranger 2250 and Park Ranger 2150 have been developed in close collaboration with our customers, with the will to create:

All year multipurpose machines ready to fulfil all the outdoor needs within suction sweeping, street washing, green care assignments and winter maintenance.

The customers made uncompromising high demands on:

- high manoeuvrability
- efficiency
- versatility (throughout the year)
- quick shift between attachments
- good view over the attachments
- reliability and rentability concerning investment and operation

The combination of hydraulics and the compact construction has resulted in flexible and powerful machines. One and the same basic unit operates effectively even on the narrowest places with the different attachments throughout the year.

The high level of utilisation - a full 365 days a year in practise - combined with a remarkable reliability makes the Nilfisk Outdoor utility machines particularly cost-effective machines and a good investment, maintaining the outdoor areas at a competitive square metre price.

TABLE OF CONTENTS - OUTDOOR PRODUCTS

Park Ranger 2150	57
City Ranger 2250	59
City Ranger 3500	61
Attachments	62

PRODUCT SELECTOR - OUTDOOR RANGERS

INGENUITY AND RELIABLE QUALITY SOLUTIONS ARE THE TRADEMARK OF NILFISK OUTDOOR DIVISION

Nilfisk Outdoor makes no compromises in our technologies and product materials. We aim high, and have established a complete set of best practices for all processes in our production - from logistics to assembly and testing - all in order to ensure the highest durability and longest lasting product lifetime.

SUGGESTED APPLICATIONS AND INDUSTRIES

Outdoor model	Outdoor Rangers		
	Park Ranger 2150	City Ranger 2250	City Ranger 3500
			
SHOPPING CENTERS AND MALLS	•	•	•
SIDEWALKS / WALKING AREAS / PRIVATE ROADS	•	•	•
CITY CENTERS	•	•	•
UNIVERSITIES	•	•	•
ZOOS	•	•	•
PUBLIC PARKS	•	•	•
INDUSTRIAL AREAS	•	•	•
CAR-PARKS / PARKING GARAGES	•	•	•
STADIUMS	•	•	•
AMUSEMENT PARKS / CASINOS	•	•	•
RACE TRACKS	•	•	•
AIRPORTS / TRAIN STATIONS	•	•	•
HOLIDAY CENTERS / CAMPINGS	•	•	•
SCHOOLS	•	•	•
HOSPITALS AND RETIREMENT HOMES	•	•	•
CEMETERIES	•	•	•

KEY FEATURES / BENEFITS

Outdoor model	Outdoor Rangers		
	Park Ranger 2150	City Ranger 2250	City Ranger 3500
ARTICULATED STEERING	•	•	•
4-WHEEL DRIVE	•	•	•
MULTI-PURPOSE VEHICLE	•	•	•
QUICK-SHIFT OF ATTACHMENTS	•	•	•
AIR CONDITIONNING	•	•	•
CABIN HEATING	•	•	•
FULL VEHICLE LIGHTNING	•	•	•
STAGE III-A ENGINE	•	•	•
SUCTION SWEEPER FEATURES			
INTEGRATED SUCTION HOSE	•	•	•
RUST FREE HOPPER	•	•	•
HIGH TIP	•	•	•
3RD BRUSH	(Optional)	(Optional)	(Optional)
4TH BRUSH	•	(Optional)	•
WANDER HOSE	•	•	•
HIGH-PRESSURE CLEANER	•	(Optional)	(Optional)
RECIRCULATION WATER SYSTEM	•	•	•
REAR VIEW CAMERA	•	•	•
REAR VIEW + SUCTION MOUTH CAMERA	•	•	•



PARK RANGER 2150

No assignment is too small when the slim Ranger sweeps by

- Articulated and compact
- 28 HP & 4 wheel drive
- Quick-Shift in less than 4 minutes
- Tailor made attachments

The Park Ranger 2150 is the basic machine for an all-season range of tailor made Park Ranger attachments. Articulated and just 1 m wide, the Park Ranger utility machine provides professional performance in even the tightest spots and is easy to manoeuvre thanks to its servo steering and a turning radius of just 1.5 m. Four-wheel drive and 28 hp ensure strength and power in all work situations.



Attachment programme:

Suction Sweeper Unit, 2 or 3 Brushes, Wander Hose, Mulch Mowers, Rotary Mowers, Grass Collector, Lawn Edger, Tipping Shovel, Environmental Rake, Tipper Trailer, New! Leaf Suction Unit, Snow Sweeper, Snow V-blade, Dozer Blade, Snow Blower, Salt and Sand Spreader



TECHNICAL SPECIFICATIONS

	Park Ranger 2150		
Engine power source	Diesel 21kW (28Hp)		
Max speed (km/h)	16		
Productivity rate theoretical/actual w/2 brushes (m ² /h)	12000/8000		
Working width w/2 side brushes (mm)	1200		
Working width w/3rd side brushes (mm)	1660		
Max climbing rate (%)	40.5		
Water tank capacity (L)	100		
Hopper volume (L)	450		
Height w/cabin (cm)	193.5		
Length x width x height (cm)	222.5x101.5x193.5		
Weight basic machine w/cabin (kg)	610		





CITY RANGER 2250

Sweep the city in a user and citizen friendly utility machine

- Articulated flexibility
- 35 HP & 4 wheel drive
- Quick shift in 1 minute
- Tailor made attachments
- Easy and simple handling

The City Ranger 2250 is an utility machine with a complete range of tailor made quality attachments that allows you to work outdoors, all year round. Sweeping in spring and autumn, mowing grass in the summer, removing snow, and spreading salt and sand in the winter. The City Ranger 2250 is market tested, effective and very professional. Designed for versatility, this user-friendly machine is extremely reliable and exceedingly comfortable to operate.



Attachment programme:

Suction Sweeper Unit, 2, 3 or 4 Brushes, Wander Hose, High-Pressure Cleaner, Weed Brush, Mulch Mowers, Rotary Mowers, Grass Collector, Lawn Edger, Flail Mower/Verticutter, Hedge Trimmer, Tipping Shovel, Snow Sweeper, Snow V-blade, Dozer Blade, Snow Blower, Salt and Sand Spreader



TECHNICAL SPECIFICATIONS

	City Ranger 2250		
Engine power source	Diesel 26.5kW (35Hp)		
Max speed (km/h)	20		
Productivity rate theoretical/actual w/2 brushes (m ² /h)	12000/8000		
Working width w/2 side brushes (mm)	1200		
Working width w/3rd side brushes (mm)	1650		
Working width w/4 side brushes (mm)	2100		
Max climbing rate (%)	36.5		
Water tank capacity (L)	100		
Hopper volume (L)	500		
Height w/cabin (cm)	196		
Length x width x height (cm)	240x107x196		
Weight basic machine w/cabin (kg)	970		



CITY RANGER 3500

Combines the power of a special-purpose machine with the flexibility of a multi-purpose machine

- Articulated flexibility
- 51 HP & 4 wheel drive
- Permitted total weight 3500 kg
- Transport speed 38 km/h
- Quick-Shift in 10 Minute - the fastest in this machine class!

The City Ranger 3500 is the perfect sweeper. With large 1.4 m³ tank capacity combined with a sweeping width from 1.3-3.1 m the Ranger is ideal for use as a suction sweeper to meet municipal requirements – and also as a multi-purpose machine for all kinds of large-scale jobs. High-tip emptying up to 1.6 m. Wander hose to remove sediment in catch pits etc. City Ranger 3500 is a high-performance machine. It is articulated and highly manoeuvrable, easy to operate and reliable in operation, and the cabin is very comfortable.

Attachment programme:

Suction Sweeper, 2 or 3 Brushes, Wander Hose, High-Pressure Cleaner, Weed Brush, Grass Collector, Street Scrubber Drier, Street Flusher, Water Tank, Snow Sweepers, Snow Plough, Snow V-Blade, Roller Spreader, Salt and Sand Spreader, New! Brine Sprayer



TECHNICAL SPECIFICATIONS

	City Ranger 3500		
Engine power source	Diesel 38 kW (51Hp)		
Max speed (km/h)	38		
Productivity rate theoretical/actual w/2 brushes (m ² /h)	36000/24000		
Working width w/2 side brushes (mm)	1300-2400		
Working width w/3rd side brushes (mm)	3100		
Max climbing rate (%)	18.5		
Water tank capacity (L)	210		
Hopper volume (L)	1400		
Height w/cabin (cm)	190		
Length x width x height (cm)	408.1x113x190		
Weight basic machine w/cabin (kg)	1800		

ATTACHMENTS: OUTDOOR RANGERS



SUCTION SWEEPER UNIT



WEED BRUSH



**MULCH MOWER 1000 /
ROTARY MOWER 1000**



**MULCH MOWER 1200 /
ROTARY MOWER 1200**



**MULCH MOWER 1600/
ROTARY MOWER 1600**



GRASS COLLECTOR



**FLAIL MOWER /
VERTICUTTER**



LAWN EDGER



LEAF SUCTION UNIT



HEDGE TRIMMER



TIPPING SHOVEL



TIPPER TRAILER



**ALL PURPOSE TIPPER
TRAILER**



ENVIRONMENTAL RAKE



STREET SCRUBBER DRIER



SALT AND SAND SPREADER

ATTACHMENTS: OUTDOOR RANGERS



SNOW SWEEPER



DOZER BLADE



SNOW V-BLADE



SNOW BLOWER



SNOW V-BLADE



**SNOW SWEEPER
CENTRAL DRIVEN**



**SNOW SWEEPER
SIDE DRIVEN**



SNOW PLOUGH



ROLLER SPREADER



SALT AND SAND SPREADER



NEW! BRINE SPRAYER

SWEEPERS

GET A RELIABLE MULTI-TASKER

The Nilfisk sweeper will help you picking up debris whilst retaining the dust. The mechanical system is designed to sweep up debris (large waste, light materials or heavy dust) and control the air quality of returned to the environment. For this purpose we are using Nilfisk's reliable vacuuming and filtration systems.



TOOL-FREE ADJUSTMENTS AND MAINTENANCE FOR INCREASED PRODUCTIVITY

An exclusive Nilfisk "tool-free" system making it easier to maintain, the main broom, the side broom and the filter. It allows you to adjust the brushes as it wears out, meaning that the sweeping performance will be maintained throughout its lifespan.

CLEANER ENVIRONMENT WITH DUSTGUARD™

The exclusive DustGuard™ feature with misting nozzles that spray a fine fog of moisture to the front and side brooms, effectively controls airborne dust for a cleaner environment.

QUALITY FILTERS AND FILTER SHAKER

The Nilfisk dust control sweeping system has been designed for optimal performance: a large vacuum turbine, a filter with a large surface area will retain the dust and the filter shaker ensures that the filter is always clean. The design of the filter shaking system is as important as its size of the filter.

A BROOM FOR EACH APPLICATION

A complete range of Nilfisk accessories such as main or side broom in PPL, natural fibres, steel and nylon mix. Washable or antistatic panel filters. Optional accessory kits: flashing lights, headlights, non-marking wheels, reverse warning, bumpers or cabins.

TABLE OF CONTENTS - SWEEPERS

SM 800	66	SR 1450	69
SW 750	66	SR 1601	69
SW900	67	SW8000	70
SR 1000S	67	SR 2000	70
SR 1101	68	Accessories	71
SW4000	68		

PRODUCT SELECTOR - SWEEPERS

RELIABLE AND ROBUST MULTITASK CLEANING

Nilfisk offers you a fast, reliable and effective sweeper. We offer you two different systems – Direct and over throw, different sizes for both in- and outdoor use and models available for cleaning large carpet areas. Find the sweeper that meets your needs in the following quick view product selector.

SUGGESTED APPLICATIONS AND INDUSTRIES

Sweeper model	Walk-behind			Ride-on						
	SM 800	SW 750	SW900	SR 1000S	SR 1101	SW4000	SR 1450	SR1601	SW8000	SR2000
CONTRACT CLEANING (OFFICES, BANKS ETC.)	•	•	•	•	•					
HOTELS, RESTAURANTS & CATERING	•	•	•							
PUBLIC BUILDINGS (SCHOOLS, HOSPITALS ETC.)	•	•	•	•	•	•				
RETAIL	•	•								
CARPET CLEANING		•	•	•	•					
BUILDING & CONSTRUCTION		•	•	•	•	•	•	•	•	•
MANUFACTURING	•	•	•	•	•	•	•	•	•	•
SMALL AREA CLEANING (LIGHT - MEDIUM DUTY)	•	•	•	•						
LARGE AREA CLEANING (MEDIUM - HEAVY DUTY)					•	•	•	•	•	•
HARD TO REACH AREAS	•	•	•	•						
INDOOR CLEANING		•	•	•	•	•	•	•	•	•
OUTDOOR CLEANING	•	•	•	•	•	•	•	•	•	•



KEY FEATURES / BENEFITS

Sweeper model	Walk-behind			Ride-on						
	SM 800	SW 750	SW900	SR 1000S	SR 1101	SW4000	SR 1450	SR1601	SW8000	SR2000
ADJUSTABLE HANDLE	•	•	•							
FOLDING TRANSPORT HANDLE	•	•	•							
ADJUSTABLE STEERING AND SEAT				•	•			•	•	•
POWER STEERING								•	•	•
NO TOOL BROOM ADJUSTMENT	•	•	•	•	•	•				
ELECTRIC FILTER SHAKER			•	•	•	•				
MANUAL FILTER SHAKER		•								
HOUR METER			•	•	•	•	•	•	•	•
RIGHT SIDE BROOM (STANDARD)	•	•	•	•	•	•	•	•	•	•
LEFT SIDE BROOM (STANDARD)	•			•						
ON-BOARD CHARGER		•	•							
FLAP LIFTING DEVICE				•	•	•				
WET SWEEP BY-PASS			•	•	•	•				
DIRECT THROW SWEEPING		•	•				•	•	•	•
BACK-UP WARNING ALARM				•	•	•				
HORN				•	•	•				
HEADLIGHTS (OPTIONAL)				•	•	•			•	
PROTECTION ROLLER BUMPERS						•				
VARIABLE HIGH DUMP SYSTEM						•	•	•	•	•
BATTERY LEVEL INDICATOR		•	•	•	•	•	•	•		

SWEEPERS



SM800

Efficient manually-operated sweeper that saves you time and cost

- Over throw system with two brooms gives excellent sweeping performance when sweeping large debris
- Large ergonomic handle with a soft grip makes the machine easy to manoeuvre
- Dual caster wheels in the front are positioned behind the side brooms and are therefore always in a clean swept area
- Large non-marking wheels makes it easy to push and extremely manoeuvrable
- Rugged corrosion proof frame
- Large 34 litre hopper
- Mechanically simple, it's virtually service free

SM800 is a manually-operated sweeper ideal for limited space or congested areas. SM800 picks up paper, leaves - even small screws, nails, bolts, cans, crown corks and cigarettes, etc off outdoor spaces as well as indoor floors.



SW750

Quiet and easy cleaning helps you achieve maximum productivity

- Theoretic productivity of 2.880 m² per hour
- Very low noise level allows sweeping in noise sensitive areas
- Standard delivered with battery and onboard charger.
- Provides up to 2 hours run time on hard floors (approximately 6,000 m²).
- Optional battery increases running time to 3.5 hours
- Main and side brooms are adjustable
- Can be used both in and outdoors, washable polyester filter and filter shaker is standard

This battery powered, truly versatile sweeper can go anywhere and be used for cleaning everything from retail areas to gas stations. With the carpet kit, it can even clean soft floors.



TECHNICAL SPECIFICATIONS

DESCRIPTION	SM 800	SW750	SW750 W/O BATTERY
Item no.	9084801010	908 4701 010	9084708010
Motor power source	Manual	Battery 12V	Battery 12V
Max speed (km/h)	-	4	4
Productivity 1 side broom theoretical/actual (m ² /h)	-	2880/1730	2880/1730
Productivity 2 side brooms theoretical/actual (m ² /h)	3360/1680	-	-
Working width w/right side broom (mm)	-	720	720
Working width w/2 side brooms (mm)	840	-	-
Sound pressure level (dB(A))	-	59	59
Hopper volume (l)	34	60	60
Max climbing rate (%)	-	20	20
Length x width x height (cm)	130x84x103	99x80x110	99x80x110
Operating weight (kg)	16	68	68



SW900

SW900 will offer you higher cleaning performance and productivity

- All controls can be overviewed and reached from operator position.
- More comfortable to maneuver with new ergonomic handlebar.
- Easier to adjust speed: New traction lever integrated in handlebar.
- The hopper, holding 60 litre, easy to pull off sweeper.
- New side broom control on handlebar.
- Automatic on/off when side broom is lowered/raised.
- Quicker and more effective cleaning of filter: New electric shaker system.



SW900 walk-behind sweeper for both indoor and outdoor use offers dust free removal of dry debris. It will increase your everyday productivity through new valuable benefits: Total control from operator position, improved ergonomics with hopper on wheels, and higher cleaning performance.



SR1000S

You get the job done quickly, discreetly and efficiently

- Theoretical productivity rate of 5.500 m² per hour
- It turns in less than 2 meter, 3 m² of panel filter, 50 l of hopper capacity with a climbing ability up to 16%, and other top performance features
- Top safety features include emergency stop button, hood intralock switch and safety seat switch
- SR1000S can also clean carpet areas, using the optional carpet kit



SR1000S works fast, is very compact and manoeuvrable. Comes in either a battery or petrol version for indoor or outdoor work and is durable to withstand tough working conditions. Recommended for loading bays, station platform or warehouses with narrow aisles.



TECHNICAL SPECIFICATIONS

DESCRIPTION	SW900 B	SW900 P	SR1000S B W/LEFT SIDE BROOM	SR1000S P W/LEFT SIDE BROOM
Item no.	9084110010	9084111010	908 4201 010	908 4205 010
Motor power source	Battery	Petrol	Battery 24V	Petrol, 2.2kW/2.9Hp
Max speed (km/h)	4.5	4.5	5.5	5.5
Productivity 1 side broom theoretical/actual (m ² /h)	3715/2230	3715/2230	-	-
Productivity 2 side brooms theoretical/actual (m ² /h)	4725/2835	4725/2835	5500/3850	5500/3850
Working width w/right side broom (mm)	825	825	-	-
Working width w/2 side brooms (mm)	1050	1050	1000	1000
Sound pressure level (dB(A))	70	78	71.6	77
Hopper volume (l)	60	60	50	50
Max climbing rate (%)	20	20	20	20
Length x width x height (cm)	139x87x110	139x87x110	126x79x116	126x79x116
Operating weight (kg)	143	88.5	224	202.5

SWEEPERS



SR1101

Ensures you economical and productive cleaning

- Battery version offers up to 5 hours of running time
- Climbing rate up to 20%
- A large flap and 70 l of hopper to easy collect dirt and large debris
- 3.6 m² of filter for an optimal dust control
- Strong polyethylene construction plus steel frame; with robust solutions to avoid sources of malfunctions and minimise service
- The standard version is delivered with 1 main broom, 1 right side broom and 1 paper filter

The vast majority of ride-on professional sweeping jobs demand a machine that is compact, manoeuvrable and reliable. SR1101 represents simplicity and robustness in its most sophisticated form. Recommended for factory warehouses, car parks and outside areas such as parks and gardens.



SW4000

One Touch sweeping minimising your operational costs

- SW4000 is also gentle to the environment with minimized energy consumption, recyclable materials, dust control and low noise level
- The optional DustGuard™ misting system adds to the dust free sweeping improving the environment for operator as well as the surroundings
- All systems are controlled by the motion pedal, it saves power and broom wear and since all moving parts are run by electric motors they only consume energy when running
- The comfortable operator compartment is easy to access, has adjustable seat and the retractable hopper can be closed from the compartment

SW4000 is a ride-on sweeper with high dump designed for maximum performance, reliability, minimizing downtime and your operational costs. It is the obvious choice for industry and manufacturing, warehouses, distribution centers, school yards, shopping malls, parking lots, sport centers, recycling facilities, multi-storey car parks and more.



TECHNICAL SPECIFICATIONS

DESCRIPTION	SR1101 B	SR1101 P	SW4000 B	SW4000 LPG	SW4000 P
Item no.	9084310010	9084312010	9084400010	9084402010	9084401010
Motor power source	Battery 24V	Petrol 2.9kW/3.9Hp	Battery 24V	LPG Honda 4.1 kW	Petrol Honda 4.1 kW
Max speed (km/h)	5	5	7	7	7
Productivity 1 side broom theoretical/actual (m ² /h)	4900/3430	4900/3430	6825/4780	6825/4780	6825/4780
Productivity 2 side brooms theoretical/actual (m ² /h)	6300/4410	6300/4410	8750/6125	8750/6125	8750/6125
Working width w/right side broom (mm)	980	980	975	975	975
Working width w/2 side brooms (mm)	1260	1260	1250	1250	1250
Sound pressure level (dB(A))	63.8	78.3	65	75	75
Hopper volume (l)	70	70	75	75	75
Max climbing rate (%)	20	20	20	20	20
Length x width x height (cm)	148x93x122	148x93x122	164x103.5x133	164x103.5x133	164x103.5x133
Operating weight (kg)	465	392	824	622	594



SR1450

Compact design giving you easy manoeuvrability

- Theoretical productivity rate from 9.200 (Battery) to 14.950 (Diesel) m² per hour
- Pocket filter with an excellent filter surface of 5,2 m²; operating with an electrical filter shaker
- Good dust control ensure the best cleaning in very dirty environment
- The hydraulically controlled hopper can be emptied into containers up to 1360 cm high

SR1450 is a small and compact machine, fully hydraulically driven. The machine is ideal for work in congested and tight-space areas. The dust-free sweeping system is ideal for indoor and outdoor uses such as warehouses, shopping centres and car parks.



SR1601

Technically advanced sweeper that reduce your cleaning costs

- Excellent machine manoeuvrability thanks to the power steering (STD)
- Nilfisk DustGuard™ system completely controls airborne dust to reduce cleaning time
- Free floating main broom and fine tuning knob adjustment increases productivity and performance
- MaxAccess™ system provides fast and easy access to facilitate servicing
- The strong yet lightweight rotomoulded polyethylene covers and bumpers over a steel chassis provide automobile industry quality protection
- NoTools™ system speeds main broom and side broom changing cutting down on service time

SR1601 is claimed to be the most technically advanced sweeper in its category, with innovations that increase cleaning productivity whilst simplifying operating and servicing requirements. Designed for industrial applications such as heavily soiled factories, construction sites, parking etc



TECHNICAL SPECIFICATIONS

DESCRIPTION	SR 1450 B	SR 1450 D	SR 1601 D3 / MAXI	SR 1601 LPG / MAXI	SR 1601 B / MAXI	SR 1601 D3 HD
Item no.	13300041	13300042	13300101 13300148	13300105 / 13300161	13300103 / 13300149	13300175
Motor power source	Battery,36V	Diesel 2 Cyl. 13,4HP	Diesel, 3cyl. 18.5kW/24.8HP	LPG, 3cyl. 23.1kW/31HP	Battery 48V	Diesel, 3cyl. 18.5kW/24.8HP
Max speed (km/h)	8	13	12	12	8	12
Productivity 1 side broom theoretical/actual (m ² /h)	9200/6440	14950/10465	15000/10500	15000/10500	10000/7000	15000/10500
Productivity 2 side brooms theoretical/actual (m ² /h)	11600/8120	1850/1395	19200/13440	19200/13440	12800/8960	19200/13440
Working width w/right side broom (mm)	1150	1150	1250	1250	1250	1250
Working width w/2 side brooms (mm)	1450	1450	1600	1600	1600	1600
Sound pressure level (dB(A))	76.1	80	88	87	69.5	88
Hopper volume (l)	115	115	315	315	315	315
Max climbing rate (%)	12	16	25	25	20	25
Length x width x height (cm)	188X117X147	188X117X147	222x132x146	222x132x146	222x132x146	222x132x146
Operating weight (kg)	720	1024	1050/1070	1052/1072	1295/1315	1268

SWEEPERS



SW8000

Professional cleaning that wouldn't let you down - ever!

- The unique DustGuard™ feature with misting nozzles sprays a fine fog of moisture to the front and side brooms, effectively controlling airborne dust for a cleaner environment.
- The main broom 1.3 meter sweeping path is the widest in the industry, providing you better performance and faster cleaning.
- With side brooms the total cleaning width of SW8000 is 2 meters.
- The strong polyethylene covers offer a high driving protection and even absorbing bumps. At the same time, they are fully recyclable in line with Nilfisk's environmental awareness policy.

SW8000 puts you in the driver's seat of the most advanced and innovative industrial class ride-on sweepers. With its extraordinary 2 meters wide sweeping path, SW8000 lets you sweep and clean large areas, such as parking lots, warehouses and factory floors.

SR2000

Ensures you fast and efficient cleaning in heavy-duty applications

- Can carry up to 818 kg of dirt and debris, and dump it to a height of 152 cm
- Two water resistant panel filters provide an exceptionally large filtering area of 16 m²
- Power steering and adjustable suspension seat as standard
- High temperature warning light indicates that hot items have been swept into the hopper
- Possibility to roll hopper out to move debris forward means reduced need for dumping

When the dirt is really heavy on the ground, a serious approach is needed. SR2000, with its large capacity, robust design, and technically advanced features provides fast and efficient cleaning in these heavy-duty applications.



TECHNICAL SPECIFICATIONS

DESCRIPTION	SW8000 D	SW8000 LPG	SR 2000 DIESEL
Item no.	56107513	56107512	56516753
Motor power source	Diesel	LPG	Diesel 4cyl. 2500, 47.3 hp
Max speed (km/h)	15	15	13
Productivity 1 side broom theoretical/actual (m ² /h)	23925/16750	23925/16750	21710/15200
Productivity 2 side brooms theoretical/actual (m ² /h)	29000/20300	29000/20300	-
Working width w/right side broom (mm)	1650	1650	1670
Working width w/2 side brooms (mm)	2000	2000	-
Sound pressure level (dB(A))	82.8	80.6	92.3
Hopper volume (l)	400	400	765
Max climbing rate (%)	20	20	21
Length x width x height (cm)	241x163x150	241x163x150	246x179x151
Operating weight (kg)	1435	1427	1724

OVERVIEW OF ACCESSORIES: SWEEPERS COMMERCIAL



MAIN BROOM NATURAL

For applications with fine dust, sensitive floors and carpet sweeping



MAIN BROOM STEEL+PPL

Popular for use to sweep both indoors and outdoors




HEADLIGHT

Can be fitted to the front of the sweeper to improve visibility



FLASHING BEACON

Draws attention to the machine in its working environment



SIDE BROOM PROTECTION

Protect the side brooms of the machine



ON-BOARD CHARGER

For both Wet and Gel Batteries




NON MARKING SKIRTS

Skirts for sweeping on highly sensitive floors



CARPET KIT

Non marking skirts, natural fibre main and side brooms, pre-filter. To be used in carpet sweeping applications



BRUSH, LEFT SIDE KIT

Sweeps the dirt and debris into the path of the main broom. Enlarges the total sweeping path and consequently the productivity of the sweeper



FILTERS

Paper filter: Works well in dry, high dust conditions
Polyester: Excellent in moist applications, can be washed, dried and re-used



OVERHEAD GUARD

For additional operator safety, especially in warehouses and Industry

OVERVIEW OF ACCESSORIES: SWEEPERS INDUSTRIAL



MAIN BROOM NATURAL

Excellent material for dust control and sweeping fine debris, but has a relatively shorter wear life than other materials.



MAIN BROOM PPL + STEEL

Popular for use to sweep both indoors and outdoors



MAIN BROOM PPL

Superior pickup of sand, gravel and litter. Less aggressive on the floor compared to the PPL+STEEL



SOLID, SUPER ELASTIC TIRES

Can not puncture, mostly used in industry with metal chips or nails



SUSPENSION SEAT

Comfortable seat with adjustable suspension based on operator's weight



FRONT CORNER GUARDS

Protect the front of the machine



LITTER VAC

Suitable for cleaning hard to reach spots like dock plates, under steps or shelving etc.



DUSTGUARD™ KIT

To control air borne dust on the side broom/s



WORKING LIGHT FRONT

The front and rear lights provide light on focused areas where the headlights do not reach



WORKING LIGHT REAR



OVERHEAD GUARD

For additional operator safety, especially in warehouses and industry



RAISED AIR INTAKE

Elevates engine air intake level . Used in very dusty applications

SINGLE DISC, BURNISHERS AND CARPET CLEANERS

CREATE WELL-BEING AND COMFORT

For cleaning carpets and hard floor surfaces, we have a carpet extractor range of machines and single discs that will show your floors off to their best advantage. Clean carpets or shiny floors increase feelings of well-being and comfort, whether it is your staff or people visiting hotels, schools, hospitals, homes, boutiques or shops.



SAVE WATER AND CHEMICALS WITH NILFISK CARPET EXTRACTOR BRUSHING SYSTEM

The carpet extractor machines clean the carpet quickly and efficiently. With the injection-extraction system, the injector sprays water and detergent on the carpet, while the cylinder brush washes and the vacuum attachment picks up the dirty water, leaving the carpet completely clean. Nilfisk carpet extractors are of high quality design and our first class engineering saves both water and chemicals.

PROLONG THE LIFE OF YOUR FLOORS

If you require a finish that adds shine to a marble, terrazzo or vinyl floor, then rotating appliances are the ideal choice. The crystallising process consists of spreading a crystallising liquid evenly over the floor to protect it and block the pores and joints between the paving stones. After the floor has been crystallised at low speed, it is polished with a high-speed rotating head. The application of this protective coating means great savings, as it facilitates maintenance and prolongs the life of the floor.

CLEANING OF CARPETS WITH DRY FOAM

The rotating appliances also offer the option of cleaning carpeted floors with “dry foam” method. The foam is produced by a 230V/50Hz blower mounted on the top of the water tank of the single disc machine and spreads directly in the centre of the nylon brush through a nozzle mounted at the bottom of the base of the machine.

This method ensures no risk of carpet peeling after cleaning, prevents its discoloration and allows a quicker drying process after the task has been performed.

TABLE OF CONTENTS - SINGLE DISC, BURNISHER & CARPET CLEANERS

PS 333A	75
510B/510B-3	75
FM400 L	76
FM400 H	76
FM400 D	77
BU500	77

BU800	78
UHR 70-1700	78
Accessories	79
AX 14	81
AX 410	81
Accessories	82

PRODUCT SELECTOR - SINGLE DISCS AND BURNISHERS

CLEAN FLOORS – GOOD IMAGE

Clean floors provide an excellent first impression for customers, clients, students or stakeholders entering your buildings. Nilfisk-Advance offers you reliable single discs and burnishers for cleaning and maintaining the appearance of your floors. Find the machine that meets your needs in the following product selector.

SUGGESTED APPLICATIONS AND INDUSTRIES

Single discs & Burnishers model	Single discs					Burnishers		
	PS 333A	FM400 L	FM400 H	FM400 D	510B/B-3	BU500	BU800	UHR 70-1700
CONTRACT CLEANING (OFFICES, BANKS ETC.)	•	•	•	•	•	•	•	•
HOTELS, RESTAURANTS & CATERING	•	•	•	•		•		
PUBLIC BUILDINGS (SCHOOLS, HOSPITALS ETC.)	•	•	•	•		•	•	•
RETAIL	•	•	•	•		•	•	
AUTOMOTIVE & TRANSPORTATION	•	•	•	•		•	•	•
BUILDING & CONSTRUCTION					•	•	•	•
MANUFACTURING		•	•	•		•	•	•
SMALL AREA CLEANING (LIGHT - MEDIUM DUTY)	•	•	•	•		•		
LARGE AREA CLEANING (MEDIUM - HEAVY DUTY)		•	•	•	•		•	•
HARD TO REACH AREAS	•	•	•	•	•			

KEY FEATURES / BENEFITS

Single discs & Burnishers model	Single discs					Burnishers		
	PS 333A	FM400 L	FM400 H	FM400 D	510B/B-3	BU500	BU800	UHR 70-1700
LOW SPEED	•	•			•			
HIGH SPEED			•					
DUAL SPEED				•				
BURNISHER						•	•	•
BATTERY WALK-BEHIND							•	
BATTERY RIDE-ON								•
DUST COLLECTION			•	•			•	•
BONNET MOPPING	•	•						
CARPET SHAMPOOING	•	•			•			
POLISHING			•	•		•	•	•
SCRUBBING	•	•	•	•	•			
SPRAY CLEANING	•	•	•	•	•			
STRIPPING		•			•			
GRINDING		•	•	•	•			
VITRIFICATION		•		•	•			
FLOATING DECK							•	
PRESSURE REGULATION								•



PS333A

Your ideal choice for light scrubbing and polishing

- Reliable and easy to use
- Individually adjustable handle bar
- Easy to transport between cleaning locations
- Its low profile allows to clean under the furniture

The most compact single disc machine on the market, ideal for floor maintenance, light scrubbing and polishing.



510B/510B-3

Perfect for heavy scrubbing giving you exceptional results

- Gearbox drive for tough cleaning jobs
- Aggressive deep cleaning due to more torque
- To remove tough dirt, such as very sticky or caked-on grease and oil
- Wide range of accessories including a 24 kg extra weight

510B and 510B-3 are robust heavy-duty single disc machines for industrial cleaning. High cleaning power due to extra torque ensures exceptional results in both wet and dry cleaning.



TECHNICAL SPECIFICATIONS

DESCRIPTION	PS 333A	510 B	510 B	510B-3
Item no.	12324501A	L08910150	L08910154	L08911112
Rated power (W)	500	1500	1500	1500
Sound pressure level at 1.5 m (dB(A) ISO 3744)	54	64	64	64
Brush/pad diameter (mm)	330	510	510	510
Brush/pad pressure (g/cm ²)	37	51	51	51
Brush/pad speed (RPM)	188	145	145	145
Brush torque (nm)	25	98	98	98
Cable length (m)	10	12	12	25
Height motorhousing (mm)	220	315	315	315
Height w/handle vertical (mm)	1120	1210	1210	1210
Length x width x height (cm)	40x33x112	61x61x121	61x61x121	61x61x121
Weight (kg)	22	67	67	67

SINGLE DISCS



FM400 L

Silent cleaning and stripping of hard floor - you get the job done quickly and efficiently

- Price competitive: Nilfisk made machines result in extremely competitive prices
- Correct performance: Same power, low noise level and balance performance
- Common design: The recognized Nilfisk image signals cost savings and easy handling
- Common accessories: Less complicated and easy to operate
- Improved features: cable hook, plug holder, big wheels, easy cable replacement, ergonomic handle and improved safety
- A complete range of optional accessories to suit specific tasks
- Also run at 230V/60hz

FM400 L machines have a 43 cm brush/pad diameter and it is designed for medium-duty usage, comfortable and fatigue free operation, effective results. Scrubbing and spray cleaning and stripping of hard floors are handled efficiently and quickly.



FM400 H

High speed polishing and spray cleaning of hard floors ensuring you excellent results

- Price competitive: Nilfisk made machines result in extremely competitive prices compared to all major competitors
- Correct performance: Same power, low noise level and balance performance
- Common design: The recognized Nilfisk image signals cost savings and easy handling
- Common accessories: Less complicated and easy to operate
- Improved features: cable hook, plug holder, big wheels, easy cable replacement, ergonomic handle and improved safety
- A complete range of optional accessories to suit specific tasks

Ideal for high-speed polishing and spray cleaning of hard floors. The balance is excellent and the solid aluminium construction provides durability and extended life.



TECHNICAL SPECIFICATIONS

DESCRIPTION	FM400 L	FM400 H
Item no.	56380056	56380058
Rated power (W)	1100	1500
Sound pressure level at 1.5 m (dB(A) ISO 3744)	59	61
Brush/pad diameter (mm)	430	430
Brush/pad speed (RPM)	180	410
Brush torque (nm)	63	36
Cable length (m)	15	15
Height motorhousing (mm)	323	323
Height w/handle vertical (mm)	1236	1236
Length x width x height (cm)	57.2 x 44.5 x 123.6	57.2 x 44.5 x 123.6
Weight (kg)	37	40



FM400 D

Cost-effective maintenance of virtually all floors

- Price competitive: Nilfisk made machines result in extremely competitive prices compared to all major competitors
- Correct performance: Same power, low noise level and balance performance
- Common design: The recognized Nilfisk image signals cost savings and easy handling
- Common accessories: Less complicated and easy to operate
- Improved features: cable hook, plug holder, big wheels, easy cable replacement, ergonomic handle and improved safety
- A complete range of optional accessories to suit specific tasks

FM400 D offers the choice of either 185 or 370 rpm for easy, efficient and cost-effective maintenance of virtually all floors. Built for standard and medium-duty use, this unit handles scrubbing as well as high-speed spray cleaning or polishing.



BU500

Ease of use and reliability at competitive price

- Price competitive: extremely competitive on prices against major competitors
- Ultra high speed to make perfect shining floors
- Common design: Nilfisk image to the Customer is improved, cost savings and complexity reduction
- Improved features: cable hook, plug holder, big wheels, safety, easy cable replacement, ergonomic handle

BU500 burnisher is a 1500rpm belt driven machine. Improved ergonomics in use and transportation, thus adding special features as ergonomic handle, trip fuse, built-in padholder, 15m cable, robust construction.



TECHNICAL SPECIFICATIONS

DESCRIPTION	FM400 D	BU500
Item no.	56380061	56380063
Protection class / ip protection	IPX4	IPX0
Rated power (W)	1100/1500	1100
Sound pressure level at 1.5 m (dB(A) ISO 3744)	61	<70
Brush/pad diameter (mm)	430	510
Brush/pad pressure (g/cm ²)	28	10
Brush/pad speed (RPM)	185/370	1500
Brush torque (nm)	58/40	12
Cable length (m)	15	15
Height motorhousing (mm)	323	n.a.
Height w/handle vertical (mm)	1236	1261
Length x width x height (cm)	57.2 x 44.5 x 123.6	82.4 x 56.6 x 126.1
Weight (kg)	40	41

BURNISHERS



BU800

For medium/large hard floors, nothing compares to this outstanding burnisher

- Simple controls and low profile design make operating the unit easier and safer.
- Self-regulating pad pressure eliminates the need for adjustments and reduces operator errors.
- The burnishing deck automatically lifts when the motor is turned off for better floor protection.
- On board battery charger saves downtime and adds convenience.
- Excellent active dust control with HEPA filtration optional for dust sensitive areas

BU800 represents the most technically advanced means of restoring and maintaining a high gloss shine on floors. The many features include easier-than-ever operation, added safety considerations, passive and (optional) active dust control.



UHR70-1700

Exceptional productivity

- Exceptional productivity with more than 12,500 m² burnished on one single battery charge
- Center placed pad system for easy and safe operation
- Adjustable pad pressure settings for optimal result
- Compact design for maximum manoeuvrability

This battery powered ride-on burnisher with a 1700 rpm pad speed and three different pressure settings, provides quiet and effective activity on large hard floor areas, such as airport terminals, shopping centres and hospitals. The extended battery run time allows an exceptional productivity.



TECHNICAL SPECIFICATIONS

DESCRIPTION	BU800	UHR 70-1700
Item no.	56383526	56422001
Protection class / ip protection	IPX4	I/IP30
Rated power (W)	1500	2650-3200
Sound pressure level at 1.5 m (dB(A) ISO 3744)	68	69
Brush/pad diameter (mm)	508	690
Brush/pad pressure (g/cm ²)	Automatic	3 settings
Brush/pad speed (RPM)	1500	1700
Brush torque (nm)	-	AUTOMATIC
Cable length (m)	-	-
Height motorhousing (mm)	-	-
Height w/handle vertical (mm)	-	-
Length x width x height (cm)	127x58x105	166x91x137
Weight (kg)	79	220

OVERVIEW OF ACCESSORIES: SINGLE DISCS AND BURNISHERS



PAD HOLDERS
Low speed
High speed
Flexi



5 BRUSHES SATELLITE SYSTEM
Available with different bristles diameter and material (for 510 B/B3 only)



NATURAL FIBER
For uneven and sensitive floors



HARD FLOOR BRUSH
For medium/heavy scrubbing



HEAVY DUTY BRUSH
For deep cleaning, difficult removal and stripping



HARD PADS
Black: stripping
Brown: stripping
Blue: stripping/scrubbing



SOFT PADS
Orange Green: polishing high speed. Beige: polishing low speed. White: spray cleaning/polishing



MEDIUM PADS
Green: scrubbing
Red: soft scrubbing/ spray cleaning.



FOAM GENERATOR
For carpet dry foam method



DUST SKIRT
To be applied together with vac unit (dry applications)



SPRAY BOTTLE KIT
For spray cleaning applications



SOLUTION TANK
For scrubbing applications



VACUUM KIT
To be used in all applications where dust should be collected and/or controlled





ECO BRILLIANCE PADS

PRODUCT SELECTOR - CARPET EXTRACTORS

MAINTAIN A SPOTLESS CLEANING RECORD

The compact carpet extractors are handy and easy to use – and they help you keep your carpets, hard floors, armchairs, seats or walls clean and spotless. Find the carpet extractor that meets your needs in the following product selector.

SUGGESTED APPLICATIONS AND INDUSTRIES

Carpet cleaner model	Portable	Walk-behind
	AX 14	AX 410
		
CONTRACT CLEANING (OFFICES, BANKS ETC.)	•	•
HOTELS, RESTAURANTS & CATERING	•	•
PUBLIC BUILDINGS (SCHOOLS, HOSPITALS ETC.)	•	•
RETAIL	•	•
AUTOMOTIVE, RENTAL SHOPS & TRANSPORTATION	•	
SHOPPING MALLS, AIRPORTS & EXHIBITION CENTRES		•
SMALL AREA & SPOT CLEANING (LIGHT - MEDIUM DUTY)	•	
LARGE AREA CLEANING (MEDIUM - HEAVY DUTY)		•
OPEN SPACED CLEANING (HEAVY DUTY)		•
HARD TO REACH AREAS	•	•

KEY FEATURES / BENEFITS

Carpet cleaner model	Portable	Walk-behind
	AX 14	AX 410
COLD WATER	•	•
CARPET FLOOR TOOL - STANDARD OR OPTIONAL	•	•
UPHOLSTERY & STAIR TOOL - STANDARD OR OPTIONAL	•	•
WALL COVERING TOOL - STANDARD OR OPTIONAL	•	•
HARD FLOOR TOOL - STANDARD OR OPTIONAL	•	•
DUAL MODE CLEANING		•
HEAVY DUTY CONSTRUCTION		•
"GREEN" WATER AND CHEMICALS CONSUMPTION		•
ERGONOMIC		•

AX14



Secure you effective cleaning of textile coverings

- Cord storage on the machine
- Accessories for cleaning wall coverings, carpets, hard floors, rugs, armchairs and seats
- Injection pump protected by a removable filter in the solution tank
- Integrated ergonomic handle

AX14 is a compact extractor for effective cleaning of textile coverings. AX14 is practical solutions for cleaning professionals, hotels, institutions, restaurants, rental shops etc.

AX410



Dual Mode or Basic - the choice is yours

- Smart Solutions™
- Dual mode cleaning for renovation or maintenance cleaning
- Quality design and first class engineering saves water and chemicals
- State of the art moisture recovery speeds up drying time
- On board accessories on AX 410 make it easy to clean seat and wall coverings and hard to reach spots
- The handle is adjustable for easy storage and ergonomic operation
- Hard floor cleaning on AX 410 with hard floor kit

The needs of all carpet extractor users are different. That is why separate versions are offered for those who need on-board accessories and dual mode cleaning (AX410), and those who's demand is for an economically priced extractor with basic functional features (AX310).



TECHNICAL SPECIFICATIONS

DESCRIPTION	AX 14	AX 410
Item no.	12405101	56265002
Rated power (W)	1000	1600
Airflow (l/sec)	60	46
Vacuum at nozzle (kPa)	20	-
Sound pressure level (dB(A) BS 5415)	76	69
Working width (mm)	220	410
Suction width (mm)	220	457
Pump pressure (bar/psi)	5/73	4/60
Brush speed (RPM)	-	-
Solution/recovery tank (l)	14/14	30/23
Length x width x height (cm)	54X50X40	71x47x80
Weight (kg)	12.7	45

OVERVIEW OF ACCESSORIES: CARPET EXTRACTORS



HARD FLOOR SQUEEGEE KIT
For AX 410 on hard floors



CARPET ACCESSORY KIT
For AX 14. For use in corners, under furniture, on soft floors

RELIABILITY IN PARTNERSHIP – FLEXIBILITY IN PURCHASE

Financial planning is essential to all businesses. At Nilfisk-Advance, we recognise the need to offer flexible financing options that make the latest and best cleaning products available while maintaining budgetary control. Finding solutions to effective financing is as much a part of our business as the cleaning solutions themselves. So let's talk.

UP TO DATE WITH THE RIGHT FINANCING

We offer sensible financial packages that enable you to upgrade your products to meet changes in the market and application environments, allowing you to be up-to-date at all times. Below you'll find an overview of our financial packages and their key advantages. They are adapted to local laws and conditions, so they may vary from country to country. Please contact your local Nilfisk-Advance representative for detailed information on the financial offerings available.

FINANCIAL SOLUTION	DEFINITION	KEY ADVANTAGES
Leasing	The machines are sold through a leasing company which in return will lease the machines to you for a fixed number of years.	<ul style="list-style-type: none"> • No tie up of capital • Fixed monthly instalment • Leasing expenses are tax deductible • Improved balance sheet performance
Short-term rental	For the occasional need you can rent a Nilfisk machine for a shorter term period (limited range of machines available).	<ul style="list-style-type: none"> • Coverage of ad hoc needs • Short term commitment • Flexible renting periods • Covers seasonal changes in demand
Long-term rental	<p>The machines are sold through a leasing company which in return will lease the machines to you.</p> <p>The monthly instalment includes a full service contract.</p> <p>Flexibility regarding upgrade / exchange or return of machines can be built into the contract.</p>	<ul style="list-style-type: none"> • 100% cost transparency and increased flexibility • No tie up of capital • Full service contract • Fixed monthly instalment • Leasing expenses are tax deductible • Improved balance sheet performance • Machines according to need • Easy calculation of cleaning cost • Replacement machines
Individual solutions	Let us tailor-make a solution meeting your specific requirements based on a mix of the various purchase and service options.	<ul style="list-style-type: none"> • Customer specific solutions • Solution to logistical problems • Dedicated service resources • Special service requirements • Mix of purchase and finance options



PROFESSIONAL SERVICE MAKES A DIFFERENCE



Making the most of your cleaning has two important requirements. The ability to deploy high quality cleaning machines is a critical first step. But having easy and quick access to professional service is another key factor in running your operations smoothly, predictably, and with maximum uptime. That is why we are highly committed to delivering our Service Solutions to you.

Nilfisk Service Solutions not only provide fast and reliable back-up in the event of a breakdown. They also provide the reassurance of scheduled maintenance visits from our trained technicians. You can be rest assured that your machines will run at their optimum throughout their lifetime – and keep your business performing at its best. We understand that productivity is what matters to you.

Nilfisk Service Solutions at a glance

We realize that one size does not fit all. When signing a service contract with Nilfisk-Advance you have the opportunity to select between a range of different service solutions developed to match your specific needs. We are ready to assist you in choosing the professional service contract that best suits your operations.

Balancing your needs and demands

We suggest that you carefully consider how important the following factors are to you before settling on a specific service programme:

- Maximised uptime
- Fast response time
- Knowing your service costs at all times
- Regular maintenance visits



SERVICE SOLUTIONS STANDARD
– PROFESSIONAL MAINTENANCE

Your contract encompasses two yearly maintenance visits and 48 hours response time. Breakdown visits and spare parts are billed separately.



SERVICE SOLUTIONS PLUS
– OPTIMISED PERFORMANCE

With the Plus solution you have a firm grip on your maintenance and repair costs while knowing that your performance is never compromised, only optimised.



SERVICE SOLUTIONS PREMIUM
– MAXIMISED UPTIME

If uptime is your absolute top priority and key concern, Service Solutions Premium is the best choice. A quarterly maintenance visit is included, and there are no sudden financial surprises.

Nilfisk Service Solutions are packed with benefits

Based on our customers’ feedback we present three different Nilfisk Service Solutions to you. Each solution consists of a carefully selected set of features, fit to match specific needs - and made for you and your business to benefit from.

You can choose between different billing models. Please ask our sales or service team for more detail, and do not hesitate to contact us if you have any special requirements.

CONTRACT COMPONENTS	STANDARD	PLUS	PREMIUM
Labour & travel costs	Yes	Yes	Yes
Extended warranty	Yes	Yes	Yes
Service report at all visits	Yes	Yes	Yes
Yearly maintenance visits	2	2	4
Response time	48h	48h	24h
Spare parts	X	Yes	Yes
Breakdown coverage	X	Yes	Yes
Consumables	X	X	Yes
Misuse and abuse insurance	X	X	Yes
Loan machine	X	X	Yes
Weekend coverage	X	X	Yes

The conditions and specifics of each element included in Nilfisk Service Solutions may be subject to local change.

NILFISK-ADVANCE IN BRIEF

WE ARE ALWAYS NEAR BY

With global company headquarters in Denmark, Nilfisk-Advance has production facilities in North America, South America, Europe, and China. You will find our extensive network of sales entities in 45 countries and our network is furthermore represented in more than 100 countries around the world.

NILFISK-ADVANCE IN BRIEF

Nilfisk-Advance is one of the world's leading manufacturers and suppliers of professional cleaning equipment. We have developed professional cleaning equipment for over 100 years and we currently have over 5,250 employees worldwide, with global sales of approx. EUR 881 M in 2013.

Read more about our company on www.nilfisk-advance.com

” Nilfisk-Advance is a good business partner for us. Nilfisk delivers the products and services which help me to develop and maintain customer satisfaction. The product range is very relevant for our business needs and the products are user friendly. Service responds quickly to our requests and offers the most efficient solution. “

EUREST SERVICES

Facility services provider for leading national business and industry organisations.

Sales Director
Eurest Services, Istanbul, Turkey

